

SUB: ENGLISH

Month	Unit for Lesson	Target Learning Outcomes	Suggested Activities	Value/AIL	Suggested resources
April	(Unit-1) Good Morning (Poem)	<p>The children will be able to learn to recite the poem with proper gestures, rhyme and rhythm.</p> <p>Will be able to learn various greetings in day to day life.</p> <p>Will be able to learn to comprehend.</p> <p>Will be able to identify rhyming words.</p> <p>Will be able to describe nature.</p> <p>Will be able to improve vocabulary.</p>	<p>*To recite the poem with appropriate actions</p> <p>*To appreciate, understand & enjoy</p> <p>*To emphasize on spoken part – proper way of wishing</p> <p>*To drill language items: Nouns, antonyms, synonyms</p>	<p>Love for Nature.</p> <p>Good manners.</p> <p>Greeting one another app-ropriately.</p> <p>Early to bed, early to rise, makes a man healthy, wealthy and wise.</p> <p><u>AIL</u> Draw a colorful picture of a morning scene</p>	<p>https://www.youtube.com/watch?v=6mQsh7O2Hv8</p> <p>https://www.youtube.com/watch?v=S_1HzzaBSdw</p>
	The Magic Garden (Prose)	<p>The children will be able to listen to the story</p> <p>Will be able to learn to pronounce new words correctly.</p>	<p>*To read aloud with proper voice modulation</p> <p>*To do silent reading by children and to ask</p>	<p>Love for nature.</p> <p>Care for plants and trees.</p> <p>Spirit of working</p>	<p>https://www.youtube.com/watch?v=KRIBgoM_pyc</p> <p>https://www.youtube.com/watch?v=ZRUKMxk</p>

		<p>Will be able to learn to use direct speech in dialogue/conversation style.</p> <p>Will able to learn to comprehend.</p> <p>Will be able to learn to write a few sentences about a given picture.</p> <p>Will be able to learn new vocabulary.</p> <p>Will be able to learn to care for plants and trees.</p>	<p>questions to test their understanding</p> <p>*To identify and find names of the trees growing in their school.</p> <p>*Drilling of Simple Present Tense in sentences</p> <p>*To show flash cards of different colours to children, ask them to co-relate these colours with different things and speak sentences in simple present tense eg. The crow is black.</p> <p>*Read & arrange the sequence cards in proper sequence</p> <p>*Slogan writing on Environment ‘</p>	<p>together.</p> <p>Develop the hobby of gardening.</p> <p><u>AIL</u></p> <p>a) Draw the picture of a garden.</p> <p>b) Make a scrap book of flowers.</p>	<p>Jrtw&list=PLUol1 N5tL-htTtjpk2gfgpSOIke4aA2s&index=11</p>
--	--	---	---	--	---

			<p>*To ask them to talk about their favourite flower based on the given clues and then write about it</p>		
June / July	(Unit-2) Bird Talk (Poem)	<p>Will be able to learn to recite the poem with proper gestures, rhyme and rhythm.</p> <p>Will be able to learn about different birds and their sounds.</p> <p>Will be able to recognize ways of life of different creatures.</p> <p>Improves pronunciation.</p> <p>Learns to comprehend.</p>	<p>★ Children will read and recite the poem with proper action and intonation along with the teacher. Masks can be used for the birds.</p> <p>★ Teacher will take the children for a Nature walk outdoors. Children observe various birds, listen to their sounds and talk about them. They also mimic the</p>	<p>Learns to recognize individual differences.</p> <p>Accept and appreciate them.</p> <p>Respect others for what they are.</p> <p><u>AIL</u></p> <p>a) Make finger puppets of birds. b) Make a nest.</p>	<p>https://www.youtube.com/watch?v=Z1N0jdweDEU</p> <p>https://www.youtube.com/watch?v=NHSqa9e3XOU&list=PLUol1N5tL-htTtjpk2gfgpSOIke4aA2s&index=24</p> <p>https://www.youtube.com/watch?v=90YpgguhM7o&list=PLDvqF09EfA</p>

		<p>Will be able to identify rhyming words.</p> <p>Will be able to describe about birds.</p> <p>Will be able to learn to spell words correctly</p>	<p>sounds of various birds.</p> <ul style="list-style-type: none">★ Teacher shows the children a PPT presentation on birds. Children talk about the difference between different kinds of birds.★ Children will carry out conversation about the ways of life of different creatures using masks and finger puppets.★ Teacher uses 'slip in' sound cards and helps the children to learn words with 'th', 'da' and 'ta' sounds.★ Children will write		<p>w9Ic959Cx6Y20IqzQsrQjTW&index=3</p>
--	--	---	---	--	--

			<p>the answers of simple questions based on the poem.</p> <p>★ Teacher uses ‘slip in’ rhyme cards and children identify rhyming words and write them down.</p> <p>Read and reread the poem aloud laying stress on certain words and phrases</p> <p>*Use of don’t & aren’t in sentences</p> <p>*To go for nature, walk, look at the birds and express thoughts and feelings freely</p> <p>*World building games</p>		
	Nina and the Baby	Will be able to listen and understand the story.	*To narrate the story	Learns to feel empathy for the	https://www.youtube.com/watch?v=axYFg_wa

	<p>Sparrows (Story)</p>	<p>Will be able to learn to pronounce new words correctly.</p> <p>Learns to care for pets.</p> <p>Will be able to express thoughts effectively.</p> <p>Will be able to learn to comprehend.</p> <p>Identifies adjectives.</p> <p>Will be able to learn to care for animals and birds.</p>	<p>with the aid of picture sequence cards/ puppets, children to listen and answer the Multiple-Choice Questions</p> <p>*Children to frame questions based on the given answers using `Can`</p> <p>★ Children will talk about how they care for their pets. Children will speak on what they would like to wear for a wedding or a birthday party</p> <p>★ Teacher uses picture cards and helps the children to learn adjectives. Children pick up words from the given list and write down suitable words</p>	<p>suffering.</p> <p>Love for creatures.</p> <p>Respects feelings of others.</p> <p><u>AIL</u></p> <p>a) Make a bird feeder and a bird bath.</p> <p>b) Make a bird using old Greeting Card.</p>	<p>jfs</p> <p>https://www.youtube.com/watch?v=shx4wU3JdEI</p>
--	-------------------------	---	---	--	---

			describing each picture.		
August	(Unit –3) Little by Little (Poem)	<p>Will be able to learn to read and recite the poem with proper gesture, rhyme and rhythm.</p> <p>Will be able to learn the importance of trees and how we can save them.</p> <p>Learns to comprehend.</p> <p>Writing a few lines on trees.</p> <p>Learns the opposites.</p> <p>Identifies the adjectives.</p> <p>Will be able to</p>	<p>*Listen & then recite the poem</p> <p>*Recite similar poems like ‘In the heart of a seed’</p> <p>*Germinate a seed, list the things & conditions needed for germination/ growth of a plant</p> <p>*Drilling of nouns in singular & Plural forms, adverb & adjective in proper context</p> <p>Fill in the blanks with the correct describing words: A___acorn The___branches A___shoot The___oak</p>	<p>Care for plants appreciate the idea of cycle of life</p> <p>AIL</p> <p>a) Draw a tree and label its parts. b) Paste or draw the things obtained from plants or trees.</p>	<p>https://www.youtube.com/watch?v=oOtuwBwP_Pc</p> <p>https://www.youtube.com/watch?v=H8gjYU9DKOo</p>

		<p>identify rhyming words.</p> <p>Learns to care for plants and trees.</p>	<p>The ___ bed</p> <p>tiny mossy slender little mighty</p> <p>*Class discussion on _Importance of plants & to ask children to write a paragraph on it</p> <p>To complete the words using the right pair of letters (eg spa__ow)</p>		
	The Enormous Turnip (Story)	<p>Will be able to learn to read with proper pronunciation and understands the story.</p> <p>Learns to use direct speech in</p>	<p>* *Children to read the story aloud with correct pronunciation and rise and fall of the voice</p> <p>* Children to do silent reading and teachers to ask questions to test their understanding</p>	<p>Sharing and working together.</p> <p>Importance of healthy and nutritious food.</p> <p>AIL</p> <p>Draw the pictures of vegetables that grow under the ground.</p>	<p>https://www.youtube.com/watch?v=2PdpNGqycW8</p> <p>https://www.youtube.com/watch?v=KXROkpdWDoM</p>

		<p>dialogue/conversation style.</p> <p>Will be able to learn the meanings of new words. Will be able to learn to comprehend.</p> <p>Will be able to learn opposites.</p> <p>Learns 'singular-plural'.</p> <p>Learns to write few sentences on his/her own.</p> <p>Learns the names of vegetables.</p>	<p>*Dramatization of the story *</p> <p>*Drilling of new words in proper context</p> <p>*Drilling of the language items like nouns & Simple present/ Simple past</p> <p>*Find the opposite words from the story</p> <p>*Games on singular/plural</p> <p>*Colour the present tense red & past tense green</p> <p>*Show a visual of children playing in a garden, and ask questions and encourage them to answer in present continuous form</p> <p>*Paragraph on <u>The</u></p>		
--	--	---	--	--	--

			<p>vegetable I like the most / I should eat vegetables because</p> <p>*Write the name of the vegetables we get in summer and in winter</p> <p>To make a word with four letter words</p>		
September	(Unit-4) Sea song (Poem)	<p>Will be able to learn to read and recite the poem with proper action, rhyme and rhythm.</p> <p>Will be able to learn to read and comprehend.</p> <p>Will be able to develop imagination and creativity and improves the ability to speak effectively.</p>	<p>*Teachers to recite the poem followed by children</p> <p>*Children to observe the visuals of beaches & speak about them</p> <p>*Drilling of language item – noun – opposite words</p> <p>*Children to underline the nouns (naming words) in the given sentences</p>	<p>Appreciate nature. (seas and beaches)</p> <p>Learns qualities of coastal life.</p> <p>Develops hobbies.</p> <p>AIL</p> <p>Collect small shells from construction sites and make greeting card using them.</p>	<p>https://www.youtube.com/watch?v=0jTz7Nz7iJY&list=PLDvqF09EfAw9Ic959Cx6Y2OlqzQsrQjTW&index=3</p> <p>https://www.youtube.com/watch?v=aALoTL8CtEI</p>

		<p>Will be able to learn to comprehend.</p> <p>Will be able to identify rhyming words.</p> <p>Will be able to learn Antonyms.</p> <p>Will be able to learn the use of verb in simple present tense.</p> <p>Will be able to learn the use of verb in present continuous tense.</p> <p>Will be able to improve the ability to spell words correctly.</p> <p>Will be able to develop cursive writing skill.</p>	<p>*Children to play games with rhyming words and opposites</p> <p>*Children will try to say tongue twisters like ‘she sells sea shells on the sea-shore’ aloud as clearly as they can.</p> <p>★ Teacher uses ‘slip in’ rhyme cards and children identify rhyming words and write them down.</p> <p>Flash cards of words are distributed among students. The teacher gives a word and the student who has the flash card of the word opposite to it runs and brings it.</p> <p>*Picture composition</p>		<p>https://www.youtube.com/watch?v=FcB88fujHMM</p>
--	--	--	--	--	--

	Little Fish Story (Story)	<p>Will be able to learn to read with proper pronunciation and understands the story.</p> <p>Will be able to learn to read and comprehend.</p> <p>Will be able to learn about different sea creatures.</p> <p>Will be able to learn disaster management. Will be able to develop good communication skills.</p> <p>Will be able to express thoughts effectively.</p> <p>Will be able to learn to comprehend.</p>	<p>*Children to read out the story aloud with expressions & gestures</p> <p>*Children to do silent reading followed by questions to test their understanding</p> <p>*CLOZE test (a story with every 7th word missing and children to fill up the missing words to complete the story)</p> <p>* Children to match the words with their meanings</p> <p>*Drilling of language items – collective nouns, past forms of verbs, adjectives</p> <p>*Team game based on</p>	<p>Self awareness, strength and weaknesses.</p> <p>Opportunity knocks only once.</p> <p>Count one’s blessings and be thankful for them.</p> <p>Learns about disaster management</p> <p>Concerns for environment and steps to solve it.</p> <p><u>AIL</u></p> <p>8 a) Draw an</p>	<p>https://www.youtube.com/watch?v=mglah-Xp7cU</p> <p>https://youtu.be/gjdd7je5wos</p> <p>https://youtu.be/1FT8iT4mcQ</p> <p>Eng-3- A Little Fish Story-U-4 L-2 (Worksheets).pdf</p> <p>https://youtu.be/-KOYzfV3gs4</p> <p>https://youtu.be/qklEjgynmYY</p>

		<p>Will be able to improve writing skill.</p> <p>Will be able to learn present and past tense of verbs. Will be able to learn to use collective noun.</p> <p>Will be able to learn to make sentences using clauses.</p> <p>Will be able to improve the ability to spell words correctly</p>	<p>collective nouns</p> <p>* To find the past forms of the given words from the story</p> <p>*To fill in the blanks with the correct degree of comparison followed by the production of degree of comparison in a meaningful</p> <p>To make a list of 'The sources of water '</p> <p>paragraph</p> <p>*A passage with some mis-spelt words – to encircle the wrong words & re-write the passage using correct spelling</p> <p>*Dramatization - Disaster management</p>	<p>aquarium with colorful fishes in it.</p> <p>b) Make a model of an aquarium.</p>	
--	--	---	--	--	--

			<p>in case of accident/fire/earthquake/floods & talks about it</p> <p>*Discussion on different kinds of fish in the sea & other water animals, and their life underwater</p> <p>*Guided writing - Water pollution & its harmful effects on sea life</p>		
	(Unit-5) Balloon Man (Poem)	<p>Will be able to learn to read and recite the poem with proper action, rhyme and rhythm.</p> <p>Will be able to develop</p>	<p>Children to recite the poem with rhythm and rhyme</p> <p>* To recite rhymes about colours</p> <p>To fill the balloons with different colours, paste them on a sheet of paper, cut and make a bunch, attach strings of different colours, and speak a few sentences on what you</p>	<p>Joy of toys, balloons, kites.</p> <p>Fascinating with objects that fly.</p> <p>AIL</p> <p>. Make a collage of colorful bunch of balloons .</p>	<p>https://www.youtube.com/watch?v=XG_acAx4thk</p> <p>https://diksha.gov.in/play/content/do_3130015680076595201193?referrer=utm_source%3Ddiksha_mobile%26utm_content%3Ddo_313001568223805440155%26utm_campaign%3Dshare_content</p> <p>Audio of the poem.</p> <p>https://youtu.be/MN656jD9cyw</p> <p>Explanation of rhyming words.</p> <p>https://youtu.be/ckRvc2Fb3VU</p>

		<p>imagination and creativity and improves the ability to speak effectively. Enhances speech with apt gestures.</p> <p>Will be able to improve pronunciation.</p> <p>Learns to comprehend.</p> <p>Will be able to learn Opposites.</p> <p>Will be able to differentiate between homonyms.</p> <p>Will be able to identify rhyming words.</p> <p>Will be able to expands vocabulary.</p>	<p>did</p> <ul style="list-style-type: none"> *To find out the colours in the maze by reading the letters vertically & horizontally *To make a list of things which fly *To draw a rainbow & name the colours *To identify the words from the jumbled letters *To change each word into a colour name (add or change a letter) eg Add a letter – ink – pink; *To change two letters – turtle - purple 		<p>How does a balloon man sells his balloons and how does a child feel when he plays with balloons.</p> <p>https://youtu.be/IWyCbuE6FOw</p> <p>https://youtu.be/ThjFp7GAMzo</p> <p>https://youtu.be/z6fqyVRMQbl</p> <p>Our Helpers video</p> <p>https://youtu.be/fA7nr-mqBbQ</p>
--	--	---	---	--	--

		<p>Will be able to develop cursive writing skill.</p> <p>Will be able to develop creativity and imagination.</p>	<p>*Guessing game- to speak out one word for these sentences, One who sells milk, brings letter, washes clothes etc</p> <p>*Role play of people of different occupations</p> <p>*Drilling of new words from the poem in meaningful sentences</p> <p>*Drilling of language item – opposites, finding out the</p> <p>Visuals presentation of different weather sunny, windy, cold etc. and write two sentences on each</p>		
--	--	--	--	--	--

	<p>The Yellow Butterfly (Story)</p>	<p>Will be able to increase speed of reading with understanding.</p> <p>Will be able to improve the ability to speak effectively.</p> <p>Will be able to express thoughts efficiently.</p> <p>Will be able to recognize ways of life of different creatures.</p> <p>Will be able to make questions</p>	<ul style="list-style-type: none"> ★ Teacher reads the story aloud with appropriate expressions. Explain the story with the aid of picture sequence cards. ★ Pronunciation drill of new words. ★ Word cards are displayed in the class. ★ Silent reading by children. ★ Children will answer the comprehension questions put forth on them. <p>To match answers with questions</p> <p>*Drilling of language item – Preposition</p>	<p>Love for life forms.</p> <p>Empathy for the weak and the suffering.</p> <p>Appreciate the right to freedom of every living thing.</p> <p><u>AIL</u></p> <p>a) Make a butterfly using craft paper.</p> <p>b) Draw the pictures of insects that visit your garden.</p>	<p>https://www.youtube.com/watch?v=ecNQOjHhiiQ</p> <p>https://www.youtube.com/watch?v=rkAs3foXzog&list=PLUgLcpnv1YidM7O9wrUK9Cx78K625vnVA&index=36</p>
--	-------------------------------------	--	---	--	---

		<p>with 'can' and learns to answer them.</p> <p>Will be able to learn to comprehend.</p> <p>Develops writing skills.</p> <p>Improves vocabulary. Will be able to develop creativity and imagination.</p>	<p>used in the story and write a paragraph using those prepositions</p> <p>To make two words from one word for e.g. butterfly – butter+fly</p> <p>To observe the picture of a butterfly and talk about its different body parts</p> <p>To arrange the jumbled sentences in proper sequence</p> <p>*To write a few sentences on-If I were a butterfly</p>		
October	(Unit-6) Trains (Poem)	Will be able to learn to read and recite the poem with proper gestures, rhyme and rhythm.	Children to recite the poem with proper intonation	Recognizes the need of various means of transport.	https://youtu.be/sHwbJWEpaQ0 http://ciet.nic.in/audio_files/gradeIII/MarigoldAudioFile

		<p>Will be able to improve the ability to speak effectively. Learns to use direct speech in dialogue / conversation style.</p> <p>Will be able to learn about various land forms and different means of transport. Will be able to learn to comprehend.</p> <p>Will be able to develop writing skills.</p> <p>Will be able to learn to use prepositions.</p> <p>Will be able to Identify rhyming</p>	<p>*Children to recite other poems related to various means of transport</p> <p>*Drilling of Language item – Simple present tense in proper context</p> <p>*To enact a scene from a railway station (have characters like porters, Vendors, passengers, etc.) and write a small paragraph on it using simple present tense</p> <p>*Word train – Children to draw bogies of train and write a word and to let them write words starting with the end letter of the previous word.</p>	<p>Learns land is different in different places and each is beautiful in its own way.</p> <p>AIL</p> <p>a) Make a model of a train using empty match boxes.</p> <p>b) Make a paper boat and a paper plane.</p>	<p>s/U8L3.mp3"</p> <p>http://ciet.nic.in/audio_files/gradeIII/MarigoldAudioFiles/U9L1.mp3</p> <p>Eng-3-Trains-U-6 L-1.pptx https://youtu.be/zIHCf6j0OMs</p> <p>https://epathshala.nic.in/wp-content/doc/book/flipbook/Class%20III/0324-Marigold%20Book%20III/unit%206/index.html</p>
--	--	--	--	---	---

		<p>words.</p> <p>Will be able to learn new vocabulary</p> <p>Will be able to develop creativity and imagination.</p>			
	The story of the road (description)	<p>Will be able to increase speed of reading with understanding.</p> <p>Will be able to enhance speech with gesture.</p> <p>Will be able to learn basic road safety rules.</p> <p>Will be able to learn various sound words.</p> <p>Will be able to learn to use 'can' / 'cannot'.</p> <p>Will be able to learn to comprehend.</p>	<p>*Children to read aloud with proper pronunciation & pause</p> <p>*Children to do silent reading followed by question-answer activity to test them</p> <p>Comprehension</p> <p>followed by the production of the same in a paragraph</p> <p>*Drilling of language item – Punctuation followed by</p>	<p>Perceives sounds around.</p> <p>Recognizes pleasant sounds that make one happy.</p> <p>Shows concern about noise pollution.</p> <p>Learns basic safety rules.</p> <p>AIL</p> <p>a) Make a model of a Traffic Signal.</p> <p>b) Draw a Zebra Crossing.</p>	<p>https://www.youtube.com/watch?v=WTIEFtoL5rs</p> <p>Full explanation of lesson "The story of the road"</p> <p>https://youtu.be/WTIEFtoL5rs</p> <p>Students are suggested to see this video</p> <p>https://youtu.be/W29IHRhlaW0</p> <p>Sounds of vehicles</p> <p>https://youtu.be/kBTyE0btZAs</p> <p>Video of traffic rules and signs for kids</p> <p>https://youtu.be/bUwPNVEBZxA</p> <p>https://diksha.gov.in/play/content/do_313001568056492032146?referrer=utm_source%3Ddiksa_mobile%26utm_content%3Ddo_313001568223805440155%26utm_campaign%3Dshare_content</p>

		<p>Will be able to improve writing skills.</p> <p>Will be able to improve the ability to spell words correctly.</p> <p>Will be able to learn basic safety rules.</p>	<p>punctuating a passage</p> <p>*Match the sounds with the names</p> <p>*Singing & dancing to rhythmic music/musical instrument</p> <p>*Work sheets of road signs (Name these signs) e.g. U- Turn, No Parking, Zebra-Crossing, Traffic light, Speed breaks, Name the road signs</p> <p>Note- This lesson may be integrated with —From here to there , Looking Around- class 3</p>		
--	--	--	---	--	--

<p>Novemb er</p>	<p>(Unit-7) Puppy and I (Poem)</p>	<p>Will be able to learn to recite the poem with proper gestures, rhyme and rhythm. Will be able to learn to read and comprehend. Will be able to improve the ability to speak effectively. Will be able to learn to comprehend. Will be able to improve writing skills. Will be able to identify rhyming words.</p>	<p>* To recite the poem with proper rhyme and rhythm *To enact the poem as a conversation amongst different characters named in the poem ★ Children will sing a song 'The Bus' with a sound word.</p>	<p>Pets are man's good friends. Love and care for animals. <u>AIL</u> a) Draw the picture of a Dog and a Kennel. b) Make a chart having the collection of pictures of different breeds of animals.</p>	<p>https://www.youtube.com/watch?v=3HyKWmmVdKw https://www.youtube.com/watch?v=sIIIDNtseYk https://www.youtube.com/watch?v=xASMCg4vDk</p>
	<p>Little Tiger Big Tiger (Story)</p>	<p>Will be able to learn to read with proper pronunciation and understand the story. Will be able to enhance speech with gesture.</p>	<p>*Children to read the story aloud with proper pronunciation and pause</p>	<p>Love for animals. Learns value of secure, love and care of parents.</p>	<p>https://www.youtube.com/watch?v=CjHFhBaicrg https://www.youtube.com/watch?v=CjHFhBaicrg</p>

		<p>Learns the meaning of new words.</p> <p>Learns ways of life of different animals.</p> <p>Shows concern for the environment.</p> <p>Improves the ability to speak effectively.</p> <p>Learns to comprehend.</p> <p>Will be able to identify animals and their young ones.</p> <p>Learns about animal homes.</p> <p>Shows concern for wild life.</p>	<p>*Children to do silent reading followed by question-answer activity to test their understanding</p> <p>*To use cut outs/ pictures cards/ visuals to show pictures of young ones & homes of animals</p> <p>*Speak a few lines on – Save the Tiger</p> <p>*Drilling of the use of Simple Past tense in proper context followed by the production of the language item in a paragraph</p> <p>*Drilling of Question words – why, who, what verbally</p> <p>*To add –ed to make</p>	<p>AIL</p> <p>a) Make the mask of tiger and other animals.</p> <p>b) Make a chart of animals and their homes.</p>	<p>om/watch?v=bdoRUTct8c&list=PLUgLcpnv1YidM7O9wrUK9Cx78K625vnVA&index=21</p> <p>https://www.youtube.com/watch?v=bdoRUTct8c&list=PLUgLcpnv1YidM7O9wrUK9Cx78K625vnVA&index=22</p>
--	--	---	---	--	--

			<p>past tense of the given action words</p> <p>*To make questions from the story</p> <p>*To use spell cards, blend cards to learn spellings</p> <p>*To fill up one missing letter to make a correct word</p> <p>*To read the clue & solve the puzzle on animals</p> <p>Write a paragraph on <u>Our national animal</u> ‘</p>		
December	(Unit-8) What is the mail box (Poem)	<p>Will be able to learn to read and recite poem with proper action, rhyme and rhythm.</p> <p>Will be able to learn about the various means of communication.</p> <p>Makes sentences using new words.</p> <p>Learns about different occupation.</p> <p>Learns to comprehend.</p>	<p>* To recite the poem individually or in groups with proper intonation and action</p> <p>*To identify the rhyming words with the help of rhyming</p>	<p>Pets are man’s good friends. Love and care for animals.</p> <p><u>AIL</u></p> <p>a) Make a model of a letter box.</p> <p>b) Make an envelope using plain paper.</p>	<p>https://www.youtube.com/watch?v=7B5pSDsh tCs</p> <p>https://www.youtube.com/watch?v=iCJ9z3RcS74&list=PLUgLcpnv1YidM7O9wrUK9Cx78K625vnVA&index=11</p>

		<p>Learns to write an informal letter.</p> <p>Will be able to Identify different occupations.</p> <p>Learns to make meaningful sentences from jumbled words and arranges the sentences in proper order.</p> <p>Improves the ability to spell words correctly.</p> <p>develops creativity.</p>	<p>cards</p> <ul style="list-style-type: none"> ★ Children will pick out words cards from a box and use it to make a meaningful sentence. Children use situations to make sentence using words like 'always', 'never', 'though'. ★ Children can dress up like people in different professions (fancy dress) and speak about their respective professions. 		
	<p>My Silly Sister (Recounting Experiences)</p>	<p>Will be able to learn to read with proper pronunciation and understand the story</p> <p>Will be able to learn to narrate experience in first person 'I' and present form of the verb.</p> <p>Will be able to learn the use of the verb</p>	<p>*Children to read the story aloud with proper pronunciation and pause</p> <p>*Children to do silent reading followed by</p>	<p>Learns about family and relations.</p> <p>AIL</p> <p>Collect the pebbles of different sizes and</p>	<p>https://www.youtube.com/watch?v=-f4M0W3EqGs&list=PLUGLcpcnv1YidM7O9wrUK9Cx78K625vnVA&index</p>

)	<p>in present continuous tense.</p> <p>Learns to comprehend.</p> <p>Learns singular-plural</p> <p>Learns Synonyms.</p> <p>Adds suffixes to make new words.</p> <p>Improves the ability to spell words correctly.</p> <p>Learns to read and recite poem with proper gesture, rhyme and rhythm.</p> <p>Expresses thoughts effectively.</p> <p>Learns to comprehend.</p>	<p>question-answer activity to test their understanding</p> <p>*Children to listen to a story by Rabindranath Tagore & answer the MCQ</p> <p>*To speak about their experiences with their siblings.</p> <p>★ Teacher shows the children a PPT presentation on how different parts of the body are used. Children sing an action dance 'Let's move and dance' using the names of the different parts of the body and 'ing' form of verbs like 'Hands are for clapping', 'Feet are for walking' and so</p>	<p>shapes and write A to Z alphabets on it using paint.</p>	<p>=33</p> <p>https://www.youtube.com/watch?v=vv0yTq01veY</p> <p>https://www.youtube.com/watch?v=7B5pSDsh tCs</p>
--	---	---	--	---	--

			<p>on.</p> <ul style="list-style-type: none"> ★ Teacher uses 'slip in' sound cards and help the children to learn words ending in 'key', 'ther' and 'ter'. ★ Children will write a few lines on how they help at home. ★ Children will match picture and word cards to learn 'singular-plural'. ★ Children complete a work sheet to reinforce the same. <p>Children will write the synonyms of the given words</p>		
Janu-ary	(Unit-9) Don't tell (Poem	Will be able to learn the significance of short form of words in conversation.	*Children to recite the poem	Dreams and Desires. Self expressions. Growing up Ambitions.	https://www.youtube.com/watch?v=g723ULNJSNM

		<p>Improves writing skills.</p> <p>Identify rhyming words.</p> <p>Expands vocabulary.</p>	<p>with proper intonation</p> <p>*Drilling of language item – contraction in proper context and match the contractions with its full forms</p> <ul style="list-style-type: none">★ Teacher uses ‘slip in’ cards to make new words by adding suffixes like ‘full’, ‘ly’, ‘ish’.★ Children will add suffixes like ‘full’, ‘ly’, ‘ish’ to make new words and complete the given	<p><u>AIL</u></p> <p>Draw the pictures of a giant and a small boy.</p>	<p>https://www.youtube.com/watch?v=po1m3y06MUI</p> <p>https://www.youtube.com/watch?v=DOsZqiA2mtY&list=PLUgLcpnv1YidM7O9wrUK9Cx78K625vnVA&index=3</p>
--	--	---	---	---	---

sentences
using these
words.

★ Children will
fill correct
letters in the
blanks and
complete
the given
words.

★ Teacher
guides the
students to
write the
new words
in cursive
way in their
handwriting
notebooks.

★ Children will
read and
recite the
poem with
proper
action and

			<p>intonation along with the teacher.</p> <ul style="list-style-type: none"> ★ Children will recite similar other poems. ★ Children will speak about things they would like to do when they are grown up that they can't do now. 		
	He is my Brother (Story)	<p>Will be able to increase speed of reading with understanding.</p> <p>Will be able to improve the ability to speak effectively.</p> <p>Will be able to learn sign language.</p>	<p>*Children to read aloud with proper pronunciation and pause</p> <p>*Children to do silent reading followed by question -</p>	<p>Sympathy and empathy towards different disabled people.</p> <p>Importance of friends, family and other relation in a person's life.</p> <p>AIL</p> <p>a) Draw the picture of a</p>	<p>https://www.youtube.com/watch?v=qihoOujODkA&list=PLUgLcpnv1YidM7O9wrUK9Cx78K625vnVA&index=31</p> <p>https://www.youtube.com/watch?v=K-6_VOUFmLk</p>

		<p>Will be able to learn to comprehend.</p> <p>Will be able to learn opposites.</p> <p>Will be able to learn to use prepositions.</p> <p>Improves vocabulary.</p>	<p>answer activity to test their understanding</p> <p>*Drilling of Language items in proper context –</p> <ul style="list-style-type: none"> ★ Children will speak about people with disabilities and how one can help such people. ★ Teacher uses appropriate facial expressions with sign and speech to explain some words in sign 	<p>mountain with narrow path. b) Make Fir Tree and Pine Tree using craft paper</p>	
--	--	---	--	--	--

			<p>language.</p> <ul style="list-style-type: none"> ★ Children watch keenly and speak out the words. ★ Complete the given sentence using suitable prepositions . ★ Teacher introduces new words through flash cards. 		
February	(Unit-10) How creatures move (Poem)	Will be able to learn to read and recite poem with proper gesture, rhyme and rhythm.	<p>Children to read the poem aloud laying stress on action words</p> <ul style="list-style-type: none"> *Drilling of doing words *To talk about, -Whatdo you do 	<p>Love for animals.</p> <p><u>AIL</u></p> <p>Take a chart and paste the pictures of creatures that crawl, leap, hop, walk and fly.</p>	<p>https://www.youtube.com/watch?v=hXljuxNX_Nw&list=PLUgLcpnv1YidM7O9wrUK9Cx78K625vnVA&index=10</p> <p>https://www.youtube.com/watch?v=NZ6rdJhc2eU</p>

		<p>Will be able to improve the ability to speak effectively.</p> <p>Will be able to improve pronunciation.</p> <p>Will be able to learn to comprehend.</p> <p>Will be able to identify action words.</p> <p>Will be able to learn movements of various animals.</p> <p>Will be able to identify rhyming words.</p> <p>Will be able to improve the ability to spell words correctly.</p>	<p>when you are bored?</p> <p>*Enacting the movements of animals /birds</p> <p>*Match the animals with their movements</p> <p>*To arrange movement words from slow to fast</p> <p>*To make pairs of rhyming words from the poem</p> <p>*To encircle the silent letter of the words e.g. Walk,</p>		<p>https://www.youtube.com/watch?v=1cxLcuXaM1I</p>
--	--	---	---	--	--

			<p>know, Knife, calm etc. *Children to write a few sentences so n—l feel happy when</p> <p>*Children to read aloud with proper pronunciation and pause</p> <p>*Children to do silent reading followed by question- answer activity to test their comprehension</p> <p>*To read a story on animals & answer the MCQ</p> <p>*Dramatization of the lesson in pairs</p>		
--	--	--	---	--	--

	<p>The Ship of the Desert (Play)</p>	<p>Will be able to learn to read with proper pronunciation and understands the story.</p> <p>Will be able to enrich speech with apt gesture.</p> <p>Will be able to learn how various animals are adapted to their habitats.</p> <p>Will be able to learn and mimics animal sounds.</p> <p>Will be able to learn to comprehend.</p> <p>Will be able to learn to write a story.</p> <p>Will be able to learn the characters of various animals.</p> <p>Differentiates between a pair of homophones.</p>	<p>ii) Children to read aloud with proper pronunciation and pause</p> <p>*Children to do silent reading followed by question-answer activity to test their comprehension</p> <p>*To read a story on animals & answer the MCQ</p> <p>*Dramatization of the lesson in pairs</p> <p>verbs (action words) Find the opposite words from the story</p> <p>*To change the words into its opposite words</p>	<p>Love for home and Motherland.</p> <p>Learns how various animals are adapted to their habits</p> <p>AIL</p> <p>a) Draw the pictures of desert plants.</p> <p>b) Make the masks of Camel and Lion.</p>	<p>https://www.youtube.com/watch?v=iQJWx9joUI8&list=PLUgLcpcnv1YidM7O9wrUK9Cx78K625vnVA&index=28</p> <p>https://www.youtube.com/watch?v=0Kn8e7P3E5Q</p> <p>https://www.youtube.com/watch?v=771IR8sacJA</p>
--	--------------------------------------	--	--	--	--

*To speak in sign language and others to identify the action
e.g. -Sing, read, win etc.

★ Children can enact the play wearing animal masks.


★ Children can enact similar interesting plays.

विषय-हिन्दी

माह	पाठ	दक्षताएँ	लक्षितकुशलताएँ	सुझावितक्रियाकलाप	शिक्षणअधिगमसामग्री	मूल्यजागरूकता /कलासमेकितशिक्षा
अप्रैल-मई	कक्कू	सुनना बोलना लेखन व्याकरण वर्तनी	<ol style="list-style-type: none"> उचितउच्चारणकेसाथकवितापाठकरनेमेंसक्षमहोंगे। शुद्धउच्चारणकरसकेंगे। सामान्यज्ञानमेंवृद्धि। अभिनयात्मककालाकाविकास। मौखिकअभिव्यक्तिकाविकास अर्थग्रहणकरनेकीक्षमताकाविकास परिवार, मित्रऔरशिक्षककीभाषासुनकरसमझनेकीयोग्यता दूसरोंकेसाथवार्तालापतथाप्रतिक्रियाकरनेकीयोग्यता। सीखेगएज्ञानकोपरिवेशसेजोड़सकनेकीजागरूकता 	<ol style="list-style-type: none"> उचितआरोहअवरोहकेसाथकविताकासस्वरवाचन कवितासेसंबन्धितप्रश्न-उत्तर पशु-पक्षियोंकेबारेमेंपूछना संयुक्तअक्षरवालेदोदोशब्दबनानाउदा. च्च, प्प च्च= बच्चा, सच्चा कोयलपरपाँचवाक्यलिखना तुकात्मकशब्द पक्षियोंकेनामतथाउनकीबोलियाँ 	<p>पाठकाऑडियो-वीडियोलिंकभेजाजाएगा</p> <p>पाठ्यपुस्तक: दीक्षापोर्टल</p> <p>https://diksha.gov.in/play/content/do_3130015654894714881385</p> <p>पाठकाऑडियो-वीडियोलिंकभेजाजाएगा</p> <p>https://diksha.gov.in/play/content/do_3129371847949189121238</p>	<p>पारिवारिकमूल्योंकाविकास</p> <p>सामाजिकमूल्योंकाविकास</p> <p>पशुपक्षियोंसेप्रेम</p>
अप्रैल	शेखीबाज़मकखी	सुनना बोलना	<ol style="list-style-type: none"> शुद्धउच्चारणकेसाथपढ़नेकीक्षमताकाविकास। मौखिकअभिव्यक्तिकावर्धन अर्थग्रहणकरलेखनअभिव्यक्तिकाविकास। शुद्धवर्तनीकाज्ञानप्राप्तकरसकेंगे 	<ol style="list-style-type: none"> शुद्धउच्चारणतथाविरामचिन्होंकाध्यानरखतेहुएपाठकाआदर्शतथाअनुकरणवाचन 	<p>दीक्षापोर्टलपरपाठकालिंकभेजना</p> <p>https://diksha.gov.in/play/content/do_3130015655211499521386</p> <p>पाठकीध्वनिप्रस्तुति</p> <p>https://ciet.nic.in/audio_files/gradeIII/RimjhimAudioFiles/Chapter2.mp3</p>	<p>प्राकृतिकएवंसामाजिकमूल्योंकाविकास</p> <p>संतुलितव्यवहार</p> <p>ज़रूरतसेज़्यादाअपनीतारीफनहींकरनाचाहिए।</p>

		लेखन	5 सीखे गए ज्ञान को परिवेश से जोड़ सकेंगे।	2- पाठ से संबंधित छोटे छोटे प्रश्न पूछना तथा लिखवाना	पाठका वीडियो- https://youtu.be/juay_1M15Ds	पर्यावरण अध्ययन से संबंधित
		व्याकरण		3- पाठ में आए विभिन्न पशुओं के मुखौटे बनवाना	दीक्षा पोर्टल गतिविधि 1- https://diksha.gov.in/play/content/do_3129371849268838401255	
		वर्तनी		4- कठिन शब्दार्थ निवारण।	पशुओं के रहने के स्थानों का वीडियो लिंक देना। बोझाढ़ोने वाले पशुओं के वीडियो लिंक।	
				5- विलोम शब्द		
				6- मुहावरों के अर्थ	जानवरों की बोलियों के वीडियो लिंक	
				7- पाठकानाटकीयकरण		
				8- ऊन से मकड़ी का जाला बनाना।		
				9- जानवरों की बोलियों की आवृत्ति निकलवाना।		
				10- जंगल के राजा पर पाँच वाक्य		
				11- कौन कहां रहता है जैसे शेर-गुफा		
				12- बोझाढ़ोने वाले पशुओं के बारे में चर्चा करना		
				13- शिक्षिका अक्षर देंगी विद्यार्थी		

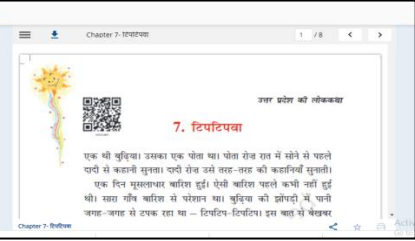
				<p>नाम, वस्तुशहरकानामउसीअक्षरसेलिखेंगे</p> <p>14-जैसे -क</p> <p>i) कविता (नाम) 1</p> <p>ii) कप (वस्तुकानाम)</p> <p>iii) कवर्धा (स्थानकानाम)</p>		
जून /जुलाई	चाँदवालीअम्मा	<p>सुनना</p> <p>बोलना</p> <p>लिखना</p>	<p>1- शुद्धउच्चारणकेसाथपढ़नेकीक्षमताकाविकास।</p> <p>2- मौखिकअभिव्यक्तिकाविकास</p> <p>3- अर्थग्रहणकरनेकीक्षमताकाविकास</p> <p>4- अभिनयात्मककलाकाविकास</p> <p>5- पारिवारिकसम्बन्धोंकाज्ञानप्राप्तकरेंगे।</p> <p>6साफसफाईमेंप्रयुक्तहोनेवालीवस्तुओंकेबारेमेंज्ञानकारीप्राप्तकरेंगे।</p> <p>7. सीखेगएज्ञानकोपरिवेशसेजोड़सकनेकीजागरूकता</p> <p>8 अधिगमकास्वयंकेजीवनमेंउपयोग</p>	<p>1।शुद्धउच्चारणतथाउचितविरामचिन्होंकाध्यानरखतेहुएशिक्षिकाद्वारापाठकाआदर्शतथाविद्यार्थियोंद्वाराअनुकरणवाचन</p> <p>2भावोंकीअभिव्यक्तिकरवानाजैसे -क्रोधमुस्कराना।</p> <p>3पाठकेकठिनशब्दोंकेअर्थबतानाविद्यार्थियोंद्वारावाक्यप्रयोगकरअर्थस्पष्टकरेंगे।</p> <p>4पाठकाअभिनयकरवाना।</p> <p>5सूर्य, चाँदतारोंकेचित्रबनवाकरनामलिखवाना।</p> <p>6</p> <p>सफाईकरनेकेकाममेंप्रयुक्तहोनेवालीचीजोंकोकक्षामेंला</p>	<p>पाठकालिकभेजनाhttps://youtu.be/WOG1sX8ogi4 (9.00 मिनट)NCERT AUDIO BOOK दीक्षापोर्टलध्वनिप्रस्तुति ; https://diksha.gov.in/play/content/doi312937184937738240118</p> <p>सफाईमेंप्रयोगहोनेवालीचीजे।</p> <p>चाँदतारोंतथासूर्यकेचित्र</p> <p>विभिन्नवीडियोकेसहायतासेसाफसफाईकामहत्वसमझाना</p> <p>कक्षाकीसफाईस्वयंकरना।</p>	<p>पारस्परिकमूल्योंकावर्धन</p> <p>बड़ोंकेप्रतिआदरकीभावना।</p> <p>नक्षत्रविज्ञानसेसंबंधित</p> <p>चित्रकलासेसंबंधित</p> <p>कोरोनामेंयाअन्यबीमारियोंमेंसाफसफाईकाध्यान</p> <p>वैज्ञानिकदृष्टिकोणजागृतकरना</p>

				<p>करदिखाना।</p> <p>7चाँदकेविभिन्नआकारोंकी जानकारीदेनावचित्रबनवाना</p> <p>8 नामवालेऔरकामवालेशब्द काज्ञानदेना</p> <p>9श्रुतलेखकरवाना।</p> <p>10दादादादी, नानानानीपरचर्चाकरवाना।</p>		
जुलाई	सूरजऔरचाँदउपरक्योंगए	सुनना बोलना लेखन व्याकरण वर्तनी	<p>1- कहानीसुननेकीकलाकाविकास</p> <p>2- सुनकरउत्तरदेनेमेंसक्षम</p> <p>3- मौखिकअभिव्यतिकाविकास</p> <p>4- शुद्धउच्चारणकाज्ञान।</p> <p>5- शब्दभंडारमेंवृद्धि</p> <p>6- शुद्धवर्तनीकाज्ञान</p> <p>7दूसरोंकेसाथवार्तालापतथाप्रतिक्रियाकरनेकीयोग्यता।</p> <p>8. सीखेगएज्ञानकोपरिवेशसेजोड़सकनेकीजागरूकता</p>	<p>1- शुद्धउच्चारणतथाउचितविरामचिन्होंकेसाथपाठका आदर्शतथाविद्यार्थियों द्वाराअनुकरणवाचन।</p> <p>2- सूरजनहोतोक्याहोगा?चर्चाकरवाना</p> <p>3- अतिवर्षासेक्याक्याहोताहै चर्चाकरवाना</p> <p>4- योजकशब्दोंकीजानकारी देनाजैसे-इधर-उधर</p> <p>5- पाठसेसंबंधितछोटे-छोटेप्रश्नपूछना।</p> <p>6- पर्यायवाचीशब्द जलमेंरहनेवालेजीवोंके चित्र</p>	<p>पाठकानिम्नलिंकभेजाजाएगा</p> <p>https://youtu.be/fArFOHpcSFs</p> <p>(कहानी -दृश्यवश्रवण)</p>  <p>बालकविता चंदामामादूरके - https://youtu.be/_SrBt7Jv5qI</p> <p>जलमेंरहनेवालेजीवोंकाविडियोदिखाना</p>	<p>वैज्ञानिकदृष्टिकोणकाविकास</p> <p>प्रकृतिप्रेम</p> <p>चित्रकला, पर्यावरणअध्ययनसेसंबंधित।</p>

जुलाई	मनकरता है	<p>सुनना</p> <p>बोलना</p> <p>लेखन</p> <p>व्याकरण</p>	<p>1- कविता पाठके कासस्वरवाचनका ज्ञान</p> <p>2- विचारोंकी अभिव्यक्ति।</p> <p>3- शुद्ध उच्चारण कर सकेंगे।</p> <p>4- शब्द भंडारमें वृद्धि।</p> <p>5- मौखिक अभिव्यक्ति।</p> <p>6- 6. सीखे गए ज्ञानको परिवेशसे जोड़ सकने की जागरूकता।</p> <p>7 अधिगमका स्वयंके जीवनमें उपयोग।</p>	<p>1 उचित आरोह अवरोह तथा शुद्ध उच्चारणके साथ कविताका सस्वरवाचन तथा विद्यार्थियों द्वारा अनुकरणवाचन</p> <p>2- कविताको याद कर कक्षामें सुनाना</p> <p>3- विद्यार्थी अपने शब्दोंमें क्लृप्तियोंके रूपमें बोलकर सुनाएंगे</p> <p>4- कवितासे संबंधित छोटे छोटे प्रश्न पूछना।</p> <p>5- तुम्हारा तथा तुम्हारे मित्र का मन क्या-क्या करने का करता है?</p> <p>6- वचन बदलवाना।</p> <p>7- विशेषण बताना।</p> <p>8- तुकात्मक शब्द।</p> <p>9- तरह तरहकी पतंग बनवाना</p> <p>चर्चा करवाना- यदि आपको आपके मन का करनेकी खुली छूट मिले तो आप क्या-क्या करना चाहेंगे।</p>	<p>निम्नलिंक भेजा जाएगा</p> <p>http://ncert.nic.in/textbook/textbook.htm?chhnl=4-15</p>  <p>https://allenglishresources.wordpress.com/ncert-sakshat-audio-video-and-web-resources-for-hindi/</p>  <p>https://www.youtube.com/watch?v=AVtBhAWioYc</p> <p>पतलारंगीन कागज झाड़ू की तीलियाँ गोंद के पकेंची पतंग बनाने हेतु।</p> <p>पाठसे संबंधित चित्र।</p>	<p>हस्तकला, चित्रलासे संबंधित।</p> <p>सामाजिक मूल्यों का विकास</p> <p>पर्यावरण अध्ययनसे संबंधित।</p>
अगस्त	बहादुर बित्तों	<p>सुनना</p> <p>बोलना</p>	<p>1- ध्यानपूर्वक सुननेकी क्षमता का विकास</p> <p>2- सुनकर समझनेकी योग्यता का विकास</p>	<p>1 उचित विराम चिन्होंका ध्यान रखते हुए पाठका आदर्श तथा अनुकरण</p>	<p>पाठकालिक भेजा जाएगा</p> <p>पाठ्यपुस्तक :</p>	<p>पर्यावरण अध्ययनसे संबंधित चित्रकलासे संबंधित।</p>

			<p>3- शुद्धउच्चारणकाज्ञान।</p> <p>4- सामान्यज्ञानमेंवृद्धि।</p> <p>5- शुद्धवर्तनीकाज्ञान।</p> <p>6- अभिनयात्मककलाकाविकास</p> <p>7- किसीभीकठिनपरिस्थितिमेंहिम्मतसेकामलेनेकासाहसविकसित।</p> <p>8- सीखेगएज्ञानकोपरिवेशसेजोड़सकनेकीसार्थकता</p> <p>9- परिवार, मित्रशिक्षकआदिकीभाषासुनकरसमझनेकीयोग्यताकाविकास।</p> <p>10- दूसरोंकेसाथवार्तालापतथाप्रतिक्रियाकरनेकीयोग्यता।</p>	<p>णवाचन</p> <p>2 कठिनशब्दोंकेअर्थबताकरवाक्यप्रयोग।</p> <p>3 विलोमशब्द</p> <p>4 पाठसेछोटेछोटेप्रश्नउत्तरकरवाना।</p> <p>5. मुहावरोंकेअर्थतथावाक्योंमेंप्रयोग</p> <p>6. पाठमेंआएजानवरोंकेमुखौटेबनवाना</p> <p>7 औजारोंजैसेदराँती, खुरपी, हथोड़ाआदिकेचित्रबनाकरनामलिखवाना।</p> <p>8 तरहतरहकीपगड़ियाँकक्षामेंबंधवाना।</p> <p>9 नुक्तेवालेशब्दोंकाज्ञानकरवानातथालिखवाना।</p> <p>10 श्रुतलेखकरवाना।</p>	<p>दीक्षापोर्टल-https://diksha.gov.in/play/content/do_31300156557477478</p> <p>41423</p> <p>*NCERT द्वाराप्रस्तुतपाठबहादुरबित्तोकीऑडियोसुनवाना।</p> <p>https://youtu.be/jaQFFiR OPA</p> <p>प्रत्यक्षदिखानेकेलिए-हथोड़ा, पगड़ीकेलिएकपड़ा</p>	<p>पारस्परिकमूल्योंकाज्ञान</p> <p>वीरसजागृतकरना</p> <p>मुसीबतआनेपरविवेकसेकामलेना।</p>
अगस्त	मूसकीमजदूरी	सुनना	1- शुद्धउच्चारणकेसाथपठनक्षमताकाविकास	1- उचितविरामचिन्होंतथा	दीक्षापोर्टल-	वैज्ञानिकमूल्योंकावर्धन

		<p>बोलना</p> <p>1- शब्दभंडारमेंवृद्धि।</p> <p>2- भाषाज्ञानमेंवृद्धि।</p> <p>3- अर्थग्रहणकर</p> <p>वाक्यसंरचनाकरसकेंगे।</p> <p>4- शुद्धवर्तनीकाज्ञान।</p> <p>लेखन</p> <p>5- परिवार, मित्रशिक्षकआदिकीभाषासुनकरसमझनेकीयोग्यताकाविकास।</p> <p>6- दूसरोंकेसाथवार्तालापतथाप्रतिक्रियाकरनेकीयोग्यता।</p> <p>7- सीखेगएज्ञानकोपरिवेशसेजोड़सकनेकीजागरूकता।</p> <p>8- अधिगमकास्वयंकेजीवनमेंउपयोग।</p> <p>9- लिखितसामग्रीकोध्वनियोंएवंमात्राओंकीशुद्धताकेसाथपढ़ना।</p> <p>व्याकरण</p> <p>10- श्रुतलेखकरवाना।</p> <p>11- कथानककेअर्थ</p> <p>12- कठिनशब्दकेअर्थ</p> <p>13- विलोमशब्द।</p> <p>14- विपरीतलिंग।</p> <p>15- श्रुतलेखकरवाना।</p> <p>16- कहानीकोकक्षामेंसुनाना</p> <p>17- योजकशब्दोंकाज्ञान।</p>	<p>शुद्धउच्चारणकेसाथपाठकाआदर्शतथाअनुकरणवाचन</p> <p>1- पाठसेसंबंधितछोटेछोटेप्रश्नपूछना</p> <p>2- धानसेक्याक्याबनताहै? कक्षामेंलाकरदिखाना।</p> <p>3- मूसतथाघूसमेंअंतरस्पष्टकरना।</p> <p>4- कठिनशब्दकेअर्थ</p> <p>5- विलोमशब्द।</p> <p>6- विपरीतलिंग।</p> <p>7- श्रुतलेखकरवाना।</p> <p>8- कहानीकोकक्षामेंसुनाना</p> <p>9- योजकशब्दोंकाज्ञान।</p>	<p>निम्नलिंकभेजाजाएगा</p> <p>https://diksha.gov.in/play/content/do_3129371849462333441168</p> <p>(कहानी-श्रवण)</p>  <p>बालकविता "चलोखेतीकरें" -</p> <p>https://youtu.be/E24AMFLT9vk</p> <p>प्रत्यक्षाकरधनदिखाना।</p>	<p>पर्यावरणअध्ययनसेसंबंधित</p> <p>चित्रकलासेसंबंधित</p>
अगस्त	हमसेसबकहते	<p>सुनाना</p> <p>1- उचितस्वर, लय, तालकेसाथकविताकेस्वरवाचनकाज्ञानप्राप्तकरसकेंगे।</p> <p>2- मौखिकअभिव्यक्तिकाविकास</p> <p>बोलना</p> <p>3- शब्दभंडारमेंवृद्धि।</p> <p>4- सृजनात्मककौशलकाविकास।</p> <p>5- - शुद्धवर्तनीकाज्ञान</p> <p>लेखन</p> <p>6- दूसरोंकेसाथवार्तालापतथाप्रतिक्रियाकरनेकी</p> <p>व्याकरण</p> <p>7- उचितहावभावकेसाथकविताकास्वरवाचन</p> <p>8- कवितासेसंबंधितछोटेछोटेप्रश्नपूछना</p> <p>9- शब्दोंकेअर्थ।</p> <p>10- घरकेअंदरतथाबाहरखेले</p>	<p>पाठ्यपुस्तकदीक्षापोर्टलनिम्नलिंकभेजाजाएगा :</p> <p>https://diksha.gov.in/play/content/do_3130015656170946561388</p> <p>1. कलेसेविभिन्नखेलोंकेसामानबनाना।</p> <p>2. खेलोंकासामानदिखानाजैसेलूडो, साँप-सीढ़ीआदि।</p>	<p>पारिवारिकरिशतोंकासम्मान</p> <p>सामाजिकमूल्योंकाविकास</p> <p>खेलोकीमहत्ता</p>	

		वर्तनी	<p>योग्यता।</p> <p>7- सीखे गए ज्ञान को परिवेश से जोड़ सकने की जागरूकता।</p> <p>8- अधिगम का स्वयं के जीवन में उपयोग।</p> <p>9- लिखित सामग्री को ध्वनियों एवं मात्राओं की शुद्धता के साथ पढ़ना।</p>	<p>जाने वाले खे लोके बारे में बताना।</p> <p>5- चर्चा करवाना कि न किन बातों पर टोके जाने पर तुम्हें बुरा लगता है?</p> <p>6 तुम्हारे घर पर कौन-कौन टोकता है?</p> <p>7- किन-किन बातों पर तुम्हें टोका जाता है?</p> <p>8- वचन बदलना</p> <p>9- खे लोके महत्व पर चर्चा करना</p> <p>10- श्रुत लेख करवाना।</p>		
सितम्बर	टिपटिपवा	<p>सुनना</p> <p>बोलना</p> <p>लेखन</p>	<p>1 परिवार, मित्र शिक्षक आदि की भाषा सुनकर समझने की योग्यता का विकास।</p> <p>2 ध्यानपूर्वक सुनने की क्षमता का विकास</p> <p>3 दूसरों के साथ वार्तालाप तथा प्रतिक्रिया करने की योग्यता।</p> <p>4. भाषा ज्ञान की वृद्धि</p> <p>5. सीखे गए ज्ञान को परिवेश से जोड़ सकने की जागरूकता।</p> <p>6. शुद्ध वर्तनी का ज्ञान</p> <p>7. अधिगम का स्वयं के जीवन में उपयोग।</p>	<p>1. उचित विराम चिह्नों का ध्यान रखते हुए पाठ का आदर्श तथा अनुकरण वाचन।</p> <p>2. पाठकानाटकीकरण</p> <p>3. कठिन शब्दों के अर्थ लिखकर वाक्य बनवाना।</p> <p>4. विपरीत लिंग</p> <p>5. विलोम शब्द</p> <p>6. खूँटे से बंधने वाले जानवरों के नाम लिखिए।</p> <p>7. विभिन्न जानवरों के बच्चों के नाम लिखवाना।</p>	<p>पाठ्यपुस्तक</p> <p>दीक्षा पोर्टल https://diksha.gov.in/play/content/do_3130015656411463681424</p> 	<p>पारिवारिक मूल्यों का विकास</p> <p>बड़ों के प्रति आदर की भावना</p> <p>पर्यावरण अध्ययन से संबंधित चित्रकला से संबंधित।</p>

			<p>8. लिखितसामाग्रीकोध्वनियोंएवंमात्राओंकी शुद्धताकेसाथपढ़ना।</p> <p>9. शब्दभंडारमेंवृद्धि।</p>	<p>8. चर्चाकरवाना -</p> <p>अ. अतिवर्षासेक्याक्याहोताहै?</p> <p>ब. पर्याप्तसेकमवर्षासेहोनेवाले नुकसान।</p> <p>9. किसेक्याकहतेहैं-</p> <p>10. जोखेतीकरताहो-</p> <p>11. वचनबदलिये</p> <p>12. तुमकिन- किनचीजोंकेलियेमचलतेहो?</p>	<p>https://youtu.be/xMUhVw4hN-I</p> <p>रस्सीखूटा</p> <p>पशुओंकेमुखौटे</p> <p>खेतीमेंप्रयुक्तऔजारोंकेचित्रयापीपीटी।</p> <p>बाढ़, अकालकापीपीटी</p>	
सितम्बर	बंदर- बाँट	<p>सुनना</p> <p>बोलना</p> <p>लेखन</p> <p>व्याकरण</p> <p>वर्तनी</p>	<p>1- ध्यानपूर्वकसुननेकीक्षमताकाविकास</p> <p>2- सुनकरसमझनेकीयोग्यताकाविकास</p> <p>3- शुद्धउच्चारणकाज्ञान।</p> <p>4- सामान्यज्ञानमेंवृद्धि।</p> <p>5- शुद्धवर्तनीकाज्ञान।</p> <p>6- अभिनयात्मककलाकाविकास</p> <p>7- विशेषणऔरविशेष्यशब्दोंकाज्ञान</p> <p>8- परिवार, मित्रशिक्षकआदिकीभाषासुनकरसमझनेकीयोग्यता</p> <p>9- निर्णयात्मकक्षमताकीवृद्धि</p> <p>10- सीखेगएज्ञानकोपरिवेशसेजोड़सकनेकीजागरूकता।</p>	<p>1- 'शुद्धउच्चारणतथाउचित विरामचिन्होंकाध्यान रखतेहुएपाठकाआदर्शतथा अनुकरणवाचनकरना।</p> <p>2- पाठकानाटकीय करण</p> <p>3- पाठसेसंबंधित छोटेछोटे प्रश्नपूछना</p> <p>4- शब्दोंकेअर्थ।</p> <p>5- किसेकिससेतोलातेहैं?</p> <p>दूध-लीटर कपड़ा-मीटर</p> <p>6- विशेषण।</p> <p>7- अलगअलगभाषामेंअभिवादनकातरीका</p> <p>8- गेहूँसेबननेवालीचीज़े</p>	<p>पाठ्यपुस्तक:</p> <p>दीक्षापोर्टल: https://diksha.gov.in/play/content/do_3130015656641576961424</p> <p>पाठकाश्रवणaudioसाधनद्वाराकरना।</p> <p>https://diksha.gov.in/play/content/do_312937185005764608120</p> <p>1- तराजूबनानेकेलियेप्लेटरस्सी, लकड़ी।</p> <p>2- बाँटबनानेकेलियेथर्मोकोल, रंगीनपेंसिलकैंचीतथागोंद</p> <p>3- -विलोमकापीपीटी</p>	<p>वैज्ञानिकमूल्योंकाविकास</p> <p>नैतिकशिक्षाकाविकास</p> <p>बिनासोचेसमझेकिसीपरभरोसानहींकरनाचाहिए।</p> <p>चित्रकलासेसंबंधित</p>

				9- . महक अ. तम्हेंकिन- किनचौजोंकीमहकपसंदहे?और किसकीमहकपसंदनहींहै। 10. विलोमशब्द		
		अक्टूबर	प्रथमसत्र		पुनरावृत्तिकार्य	
अक्टूबर	अकलबड़ी याभैस	सुनना बोलना लेखन व्याकरण	1- कहानीपढ़नेऔरसुननेकीक्षमताकाविकास 2- व्यक्तिगतअभिव्यक्तिकाविकास 3- अर्थग्रहणकरलेखनअभिव्यक्तिकाविकास 4- निर्णयकरनेकीक्षमताकाविकास 5- परिवार, मित्रशिक्षकआदिकीभाषासुनकरसम झनेकीयोग्यताकाविकास। 6- दूसरोंकेसाथवार्तालापतथाप्रतिक्रियाकरनेकी योग्यता। 7- सीखेगएज्ञानकोपरिवेशसेजोड़सकने कीजागरूकता 8- लिखितसामग्रीकोध्वनियोंएवंमात्राओंकीशुद्ध ताकेसाथपढ़ना	1- शुद्धउच्चारणतथाउचि तविरामचिन्होंकेसाथ, शिक्षिकाद्वाराआदर्शत थाविध्यार्थियोंद्वाराअ नुकरणवाचन 2- पाठकानाटकीय करण 3- पाठसेसंबंधि तछोटेछोटेप्र श्नपूछना 4- शब्दोंकेअर्थ। 5- श्रुतलेखकरवाना 6- बुद्धिसेजुड़ीयाअक बरबीरबलकीकहा नियाँसुनाना 7- बुद्धिबड़ीयाभैस? परचर्चाकरवाना	1- पाठकाऑडियो-विडियो 2- अकबरबीरबलकीकहानीकक्षामेंसुनानायापढ़वाना 3- कहानियोंकीपुस्तकेंपढ़नेकेलियेप्रेरितकरना। 4- क्रियाकेबारेमेंजानकारीदेना। 5- अकबरबीरबलकीकहानियोंकावीडियोदिखाना	सामाजिकमूल्योंकाविकास सूझ-बूझ तार्किकनिर्णय

अक्टूबर	कब - आऊँ	<p>सुनना</p> <p>बोलना</p> <p>लेखन</p> <p>व्याकरण</p> <p>वर्तनी</p>	<p>1- लिंककीसहायतासेसभीविद्यार्थियोंकोपुस्तकउपलब्धहोगीजिससेपठनमेंरुचिजागृतहोगी।</p> <p>2- शुद्धउच्चारणकाज्ञान।</p> <p>3- सामान्यज्ञानमेंवृद्धि।</p> <p>4- शुद्धवर्तनीकाज्ञान।</p> <p>5- सप्ताहकेदिनोंकेनामजानसकेंगे।</p> <p>6- रंगोकाबारेमेंजानसकेंगे।</p> <p>7- शुद्धवर्तनीकाज्ञान</p> <p>8- इंद्रधनुषबनाकरउसकेरंगोंकेनामलिखनेमेंसक्षम।</p> <p>9- सीखेगएज्ञानकोपरिवेशसेजोड़सकनेकीजागरूकता।</p> <p>10- लिखितसामग्रीकोध्वनियोंएवंमात्राओंकीशुद्धताकेसाथपढ़ना।</p>	<p>1- पाठकालिकभेजाजावेगा</p> <p>2- उचितविरामचिन्होंकाध्यानरखतेहुएपाठकाआदर्शतथाअनुकरणवाचन।</p> <p>3- पाठकानाटकीयकरणकठिनशब्दोंकेअर्थलिखकरवाक्यबनवाना।</p> <p>4- विपरीतलिंग</p> <p>5- विलोमशब्द</p> <p>6- विभिन्नरंगोंकेकपड़ेलाकरंगोंकेनामलिखना।</p> <p>7- सप्ताहकेदिनोकापीपीटी</p> <p>8- विशेषणकापीपीटीदिखाना</p>	<p>पाठकापीपीटीबनाकरदिखाना</p> <p>1. सप्ताहकेदिनोंकेनामलिखनेकेलियेकलेंडरलाकरदिखाना</p> <p>2. रंगोंसेसंबंधितपीपीटीदिखाना</p> <p>3- विलोमशब्दोंकापीपीटीदिखाना।</p>	<p>बौद्धिकक्षमताकाविकास</p> <p>तार्किकक्षमताकाविकास</p> <p>पर्यावरणअध्ययनसेसंबंधित</p> <p>चित्रकलासेसंबंधित।</p> <p>जैसेकोतैसा</p> <p>ईटकाजवाबपत्थरसेदेना</p>
अक्टूबर	क्योंजीमल औरकैसेकैसेलिया	<p>सुनना</p> <p>बोलना</p> <p>लेखन</p> <p>व्याकरण</p>	<p>1- शुद्धउच्चारणकाज्ञान।</p> <p>2- सामान्यज्ञानमेंवृद्धि।</p> <p>3- शुद्धवर्तनीकाज्ञान।</p> <p>4- रसोईघरकेबर्तनपहचाननेमेंसक्षम</p> <p>5- रोटीबनानेकासहीक्रमजानसकनेमेंसक्षम</p> <p>6- सामान्यज्ञानमेंवृद्धि।</p> <p>7- शब्दभंडारमेंवृद्धि।</p> <p>8- परिवार, मित्रशिक्षकआदिकीभाषासुनकरस</p>	<p>1- उचितविरामचिन्होंकाध्यानरखतेहुएपाठकाआदर्शतथाअनुकरणवाचन।</p> <p>2- कठिनशब्दोंकेअर्थलिखकरवाक्यबनवाना।</p> <p>3- किनकिनअनाजोंसेरोटियाँबनाईजातीहैं?नामलिखना</p>	<p>1. विभिन्नप्रकारकेबर्तन</p> <p>2. आटाकक्षामेंलाकरगूंधना</p> <p>3. रोटीबनानेकासहीक्रमबताना।</p> <p>4. शिक्षिकाविभिन्नअनाजोंकोलाकरप्रत्यक्षदिखाएंगी।</p> <p>5. हमारेमददगारोंकापीपीटीदिखाना।</p>	<p>नैतिकमूल्योंकाविकास</p> <p>वनस्पतिविज्ञानसेसंबंधित</p> <p>चित्रकलासेसंबंधित</p> <p>जिज्ञासा-उत्तरजाननेकीइच्छा</p>

		वर्तनी	<p>मझनेकीयोग्यताकाविकास</p> <p>9- सीखेगएज्ञानकोपरिवेशसेजोड़सकनेकीजागरूकता</p> <p>10- लिखितसामग्रीकोध्वनियोंएवंमात्राओंकीशुद्धताकेसाथपढ़ना</p>	<p>4- रोटीबनानेकेलियेकिनकिनबर्तनोंकीज़रूरतहोतीहैबताना।</p> <p>5- रसोईघरसेबर्तनोंकेउपयोगबताना।</p> <p>6- हमारेमददगारोंकेबारेमेंजानकारीदेना</p> <p>7- वाक्यरचना</p> <p>विलोम</p>		संतुलितभोजनकाज्ञान
नवम्बर	सर्दीआई	सुनना बोलना लेखन	<p>1- उचितस्वर, लय, तालकेसाथकविताकेस्वरवाचनकाज्ञानप्राप्तकरसकेंगे।</p> <p>2- मौखिकअभिव्यक्तिकाविकास</p> <p>3- शब्दभंडारमेंवृद्धि।</p> <p>4- सृजनात्मककौशलकाविकास।</p> <p>5- शुद्धवर्तनीकाज्ञान</p> <p>6- दूसरोंकेसाथवार्तालापतथाप्रतिक्रियाकरनेकीयोग्यता।</p> <p>7- सीखेगएज्ञानकोपरिवेशसेजोड़सकनेकीजागरूकता।</p> <p>8- अधिगमकास्वयंकेजीवनमेंउपयोग।</p> <p>9- लिखितसामग्रीकोध्वनियोंएवंमात्राओंकीशुद्धताकेसाथपढ़ना।</p>	<p>1- उचितहावभावकेसाथकविताकास्वरवाचन</p> <p>2- कवितासेसंबंधितछोटेछोटेप्रश्नपूछना</p> <p>3- शब्दोंकेअर्थ।</p> <p>4- सर्दीमेंपहनेजानेवालेकपड़ोंतथाफलोंकेनामवचित्र</p> <p>5- सर्दीकेमौसमपरपाँचवाक्य</p> <p>6- उनकिसकिसजानवरसेमिलताहै?चित्रचिपकाना</p> <p>7- श्रुतलेख</p>	<p>1- विभिन्नमौसमकेचित्रदिखाना।</p> <p>2- उनदेनेवालेजानवरोंपरपीपीटीदिखाना।</p> <p>3- सर्दीमेंपहनेजानेवालेकपड़ोंकापीपीटीयाचित्रदिखाना।</p> <p>4- सर्दीमेंखाईजानेवालीचीजोंकापीपीटीदिखाना।</p>	<p>भूगोलसेसंबंधित</p> <p>मौसमकीजानकारी</p> <p>पर्यावरणअध्ययनसेसंबंधित</p> <p>जीवशास्त्रसेसंबंधित</p>

				8- तुकात्मकशब्द 9- सर्दीमेंखाईजानेवाली चीज़।		
नवम्बर	मीराबहनऔरबाघ	सुनना बोलना लेखन व्याकरण वर्तनी	1- कहानीपढ़नेऔरसुननेकीक्षमताकाविकास 2- व्यक्तिगतअभिव्यक्तिकाविकास 3- अर्थग्रहणकरलेखनअभिव्यक्तिकाविकास 4- इतिहासकेबारेमेंजानसकेंगे 5- स्वतन्त्रतासेनानियोंकेबारेमेंजानसकेंगे। 6- मौखिकअभिव्यक्तिकाविकास 7- परिवार, मित्रशिक्षकआदिकीभाषासुनकरसमझनेकीयोग्यताकाविकास 8- दूसरोंकेसाथवार्तालापतथाप्रतिक्रियाकरनेकीयोग्यता। 9- सीखेगएज्ञानकोपरिवेशसेजोड़सकनेकीजागरूकता। 10- लिखितसामग्रीकोध्वनियोंएवंमात्राओंकीशुद्धताकेसाथपढ़ना। 11- गांधीजीतथाअन्यस्वतन्त्रतासेनानियोंकेबारेमेंजानकारीग्रहणकरसकेंगे। 12- परिवार, मित्रशिक्षकआदिकीभाषासुनकरसमझनेकीयोग्यताकाविकास 13- दूसरोंकेसाथवार्तालापतथाप्रतिक्रियाकरनेकीयोग्यता। 14- सीखेगएज्ञानकोपरिवेशसेजोड़सकनेकीजागरूकता।	1- शुद्धउच्चारणतथाउचितविरामचिन्होंकाध्यानरखतेहुएपाठकाआदर्शतथाअनुकरणवाचनकरना। 2- पाठसेसंबंधितछोटेछोटेप्रश्नपूछना 3- शब्दोंकेअर्थ। 4- इन्हेंक्याकहेंगे- गेहूँ, ज्वार, बाजरा, रागीमक्का- अनाजइसीतरहकेऔरप्रश्नपूछना 5- गांधीजीपरपाँचवाक्यलिखना 6- गांधीजीकीचीजोंकेचित्रबनानायाचिपकाना 7- जानवरोंकीबोलियाँलिखना। 8- दोऐसेपशुओंकेनामलिखिएजोआ	पाठ्य-पुस्तक पाठकालिकभेजाजाएगा। पिंजड़ालाकरदिखाना गांधीजीपरपीपीटी जंगलीजानवरोंकेचित्र। चरखाचश्मा, छड़ीखड़ाऊँ धागेसेमकड़ीकाजालाबनाना।	स्वतन्त्रताकासहीअर्थसमझाना। इतिहाससेसंबंधित सामाजिकमूल्योंकाविकास इतिहाससेसंबंधित सामाजिकमूल्योंकाविकास

			15- लिखितसामग्रीकोध्वनियोंएवंमात्राओंकीशुद्धताकेसाथपढ़ना।	पकेघरमेंरहतेहैं? 9- लकड़ियोंऔरतीलियोंसे पिंजराबनाना। 10- के, ने, मेंद्वारारिक्त स्थानभरना 11- वचनबदलना 12- विलोमशब्द श्रुतलेख		
दिसम्बर	कहानीकीकहानी	सुनना बोलना लेखन व्याकरण वर्तनी	1- पाठकालिकभेजाजावेगा 2- उचितविरामचिन्होंकाध्यानरखतेहुएपाठका आदर्शतथाअनुकरणवाचन। 3- पाठसेसंबंधितछोटेछोटेप्रश्नपूछना 4- शब्दोंकेअर्थ। 5- वाक्यकेमाध्यमसेमेंतथामेंऔरतथा ओरएवंऔरकाअंतरसमझायाजाएगा 6- कहानियाँलिखनेकाइतिहासबताया जाएगा	1- कहानीपढ़नेऔरसुननेकी क्षमताकाविकास 2- व्यक्तिगतअभिव्यक्ति काविकास 3- इतिहासकेबारेमेंजान सकेंगे 4- सामान्यज्ञानमेंवृद्धि। 5- मौखिकअभिव्यक्ति काविकास। 6- सृजनशीलताकाविका स 7- परिवार, मित्रशिक्षकआदि कीभाषासुनकरसमझने कीयोग्यताकाविकास	1- पंचतंत्रकीपुस्तक 2- कक्षामेंपोथीलाकरदिखाना 3- नैतिकशिक्षापरआधारितकहानियोंकावीडियो।	इतिहाससेसंबंधित 10- नैतिकमूल्योंकाविकास 11- सामाजिकमूल्योंकाविकास

				<p>8- दूसरोंकेसाथवार्तालापतथाप्रतिक्रियाकरनेकीयोग्यता।</p> <p>9- सीखेगएज्ञानकोपरिवेशसेजोड़सकनेकीजागरूकता।</p> <p>10- लिखितसामग्रीकोध्वनियोंएवंमात्राओंकीशुद्धताकेसाथपढ़ना।</p>		
जनवरी	जबमुझकोसाँपनेकाटा	<p>सुनना</p> <p>बोलना</p> <p>लेखन</p> <p>व्याकरण</p> <p>वर्तनी</p>	<p>1- कहानीपढ़नेऔरसुननेकीक्षमताकाविकास</p> <p>2- व्यक्तिगतअभिव्यक्तिकाविकास</p> <p>3- अर्थग्रहणकरलेखनअभिव्यक्तिकाविकास</p> <p>4- मौखिकअभिव्यक्तिकाविकास</p> <p>5- परिवार, मित्रशिक्षकआदिकीभाषासुनकरसमझनेकीयोग्यताकाविकास</p> <p>6- दूसरोंकेसाथवार्तालापतथाप्रतिक्रियाकरनेकीयोग्यता।</p> <p>7- शब्दभंडारमेंवृद्धि</p> <p>8- सीखेगएज्ञानकोपरिवेशसेजोड़सकनेकीजागरूकता।</p> <p>9- लिखितसामग्रीकोध्वनियोंएवंमात्राओंकीशुद्धताकेसाथ</p> <p>10- पढ़ना।</p> <p>11- शुद्धवर्तनीकाज्ञान</p>	<p>1- शुद्धउच्चारणतथाउचितविरामचिन्होंकाध्यानरखतेहुएपाठकाआदर्शतथाअनुकरणवाचनकरना।</p> <p>2- पाठसेसंबंधितछोटेछोटेप्रश्नपूछना</p> <p>3- शब्दोंकेअर्थ।</p> <p>4- प्राथमिकचिकित्साकेबारेमेंबताना।</p> <p>5- प्राथमिकचिकित्साबाँक्सबनवाना</p> <p>6- डंकवालेकीड़ोंकेबारेमेंबताना।</p> <p>7- जहरीलेसाँपोंकेबारेमेंजान</p>	<p>1- पाठकालिकभेजाजाएगा</p> <p>2- प्राथमिकचिकित्साबाँक्स</p> <p>3- डंकमरनेवालेकीड़ोंकापीपीटी</p> <p>4- नारियलकाखोललाकरबताना</p> <p>5- मात्राएँबदलकरशब्दकेअर्थमेंपरिवर्तनसमझाना</p> <p>6- जैसे-खोल-खौल, दिन-दीन</p> <p>7- साँपोंकावीडियोदिखाना।</p> <p>8- साँपोंकेविभिन्नप्रकारोंकेबारेवीडियोद्वाराजानकारीदेना</p>	<p>सामाजिकपारिवारिकमूल्योंकाविकास</p> <p>स्नेह, ममताआदिभावोंकावर्धन</p> <p>विज्ञानसेसंबंधित</p> <p>अंधविश्वासदूरकरवैज्ञानिकसोचकोबढ़ावा।</p> <p>तार्किकमूल्योंकाविकास</p> <p>पारिवारिकमूल्योंकाविकास</p>

				<p>कारीदेना।</p> <p>8- वाक्यांशकेलियेएकशब्द</p> <p>9- अंधविश्वासकाखंडनकरती हुईकहानीसुनाना।</p> <p>10- श्रुतलेखकरवाना</p>		
जनवरी	बच्चोंकेपत्र	<p>सुनना</p> <p>बोलना</p> <p>लेखन</p> <p>वर्तनी</p>	<p>पत्रकैसेलिखतेहैंसमझाना पत्रलिखवाना।</p> <p>श्रुतलेखकरवाना।</p> <p>अपनेजन्मदिनपरबुलानेकेलिएअपनेमित्रकोपत्रलिखना।</p>	<p>1. परिवार, मित्रशिक्षकआदिकीभाषासुनकरसमझनेकीयोग्यताकाविकास</p> <p>2. दूसरोंकेसाथवार्तालापतथाप्रतिक्रियाकरनेकीयोग्यता।</p> <p>3. पत्रलिखनेकीकालाकाविकास।</p>	<p>अंतर्देशीय, पोस्टकार्ड</p> <p>लिफाफा, टिकिट, आदिकक्षामेंलाकरदिखाना।</p>	<p>पारिवारिकमूल्योंकाविकास</p>
जनवरी	मिर्चकामजा	<p>सुनना</p> <p>बोलना</p> <p>लेखन</p> <p>व्याकरण</p>	<p>1- उचितस्वर, लयतालकेसाथकवितापाठकरनेमेंसक्षम।</p> <p>2-अर्थग्रहणकरलेखनअभिव्यक्तिकाविकास</p> <p>-3मौखिकअभिव्यक्तिकाविकास</p> <p>-4रुचिकरढंगसेअपनीबातकहसकेंगे।</p> <p>5-सामान्यज्ञानमेंवृद्धि।</p> <p>6-शुद्धउच्चारणकाज्ञान</p> <p>7-</p>	<p>1- उचितस्वर, लय, तालकेसाथकविताकेसस्वरवाचन।</p> <p>2- कवितासेसंबन्धितप्रश्नउत्तर</p> <p>3- दोभिन्नअर्थवालेशब्दोंकेबारेमेंबतानाजैसे- हार-हारना हार-माला</p>	<p>1-लालवमीठेफलोंकेचित्र</p> <p>2-विभिन्नसब्जियोंकोलाकरदिखाना।</p> <p>3-लालऔरहरीमिर्चलाकरदिखाना।</p> <p>4-युग्मशब्द</p> <p>5-विलोमशब्द</p> <p>6-शिक्षिकसमीठीतीखी, नमकीनकस्वदकीचीजेलाकरबच्चोंकोस्वादलेनेदेगी</p>	<p>तार्किकमूल्योंकाविकास।</p> <p>सामाजिकमूल्योंकाविकास</p> <p>पर्यावरणअध्ययनसेसंबन्धित वनस्पतिविज्ञानसेसंबन्धित</p> <p>तार्किकक्षमताविकसितकरना।</p>

		<p>वर्तनी</p> <p>परिवार, मित्रशिक्षक आदिकी भाषा सुनकर समझने की योग्यता का विकास</p> <p>8-</p> <p>दूसरों के साथ वार्तालाप तथा प्रतिक्रिया करने की योग्यता</p> <p>9- शुद्ध वर्तनी का ज्ञान।</p> <p>10-</p> <p>परिवार, मित्रशिक्षक आदिकी भाषा सुनकर समझने की योग्यता का विकास</p>	<p>4- मुहावरों के अर्थ बताना</p> <p>5- समान अर्थ वाले शब्द</p> <p>6- मीठा तीखानमकीनक इवा आदि स्वाद बताना।</p> <p>7-</p> <p>निम्न लोगो को क्या कहेंगे- उदा.</p> <p>अ. सब्जी बेचने वाली-</p> <p>ब. घूम-</p> <p>घूमकर समान बेचने वाला-</p> <p>8-</p> <p>कैसी आवाज़ निकलेगी यदि आप निम्न चीजे खाएँगे-</p> <p>अ. तीखा</p> <p>ब. खट्टा-</p> <p>9-</p> <p>बिना बोले अभिनय द्वारा अपनी बात समझाना</p> <p>10-</p> <p>विभिन्न रंगों की सज्जियों के बारे में चर्चा करना।</p> <p>11-</p> <p>दूसरों के साथ वार्तालाप तथा प्रतिक्रिया करने की योग्यता।</p> <p>12-</p> <p>सीखे गए ज्ञान को परिवेश से जोड़ सकने की जाग</p>	<p>7- पीपीटी दिखाना</p> <p>8-</p> <p>शिक्षिका स्वयं तीखी और खट्टी चीज़ लाकर स्वाद लेकर कैसी आवाज़ निकलेगी यह बताएंगी विभिन्न सज्जियों के वीडियो</p>	
--	--	--	--	---	--

				रूकता। 13- लिखितसामाग्रीकोध्वनियोंएवं मात्राओंकीशुद्धताकेसाथपढ़ना ।		
फरवरी	सबसेअच्छा पेड़	सुनना बोलना लेखन व्याकरण वर्तनी	1. शुद्धउच्चारणकेपाठपढ़सकेंगे 2. पेड़कोपहचानसकेंगे 3. पेड़कीउपयोगिताकेबारेमेंजानसकेंगे। 4. सामान्यज्ञानमेंवृद्धि5. शब्दभंडारमेंवृद्धि 6. विलोमशब्द 7. सीखेगएज्ञानकोपरिवेशसेजोड़सकनेकी जागरूकता। 8. लिखितसामग्रीकोध्वनियोंएवंमात्राओं कीशुद्धताकेसाथपढ़ना। 9. दूसरोंकेसाथवार्तालापतथाप्रतिक्रियाकरनेकीयो ग्यता। 10. परिवार, मित्रशिक्षकआदिकीभाषासुनकरसम झनेकीयोग्यताकाविकास	1- उचितउच्चारणकेसाथपाठका आदर्शतथाअनुकरणवाचन 2. पाठसेसंबंधितछोटेछोटेप्र श्नउत्तरकरवाना 3. पेड़पौधोंकीचर्चाकरनातथाक क्षाकेबाहरलेजाकरउनकेनामब ताना। 4. पेड़कीउपयोगितापरचर्चाकर ना। 5. शब्दअर्थ। 6. श्रुतलेखकरवाना। 7. योजकशब्द।	1-विभिन्नप्रकारकेपेड़ोंपरपीपीटी 2एकवर्षीय, द्विवर्षीयबहुवर्षीयपेड़कीचर्चाकरवाना (पीपीटी) 3. पेड़ोंकेप्रकारोंकावीडियो 4. पेड़ोंकीउपयोगितापरपीपीटी 5. भारतकेविभिन्नक्षेत्रोंमेंपाएजानेवालेविभिन्नपेड़ोंकापीपीटीबनाकरदिखलाना 6. दवाइयाँबनानेकेकाममेंआनेवालेपेड़ोंकीचर्चाकरना	पेड़लगाओ, जीवनबचाओ पर्यावरणअध्ययनसेसंबंधित चित्रकलासेसंबंधित वनस्पतिविज्ञानसेसंबंधित
फरवरी	पत्तियोंकाचि ड़ियाघर	सुनना बोलना	1. उचितहावभावकेसाथकविताकासस्वरवाच नकाज्ञान 2. सामान्यज्ञानमेंवृद्धि। 3. पेड़लगानेमेंसक्षमहोंगे			

		लेखन व्याकरण	<p>4. पत्तियोंके उपयोगके बारे में जानसकनेमेंसक्षम।</p> <p>5. मसालेके रूपमें कौनसे पत्तेकामआतेहैं, जानसकेंगे।</p> <p>6. परिवार, मित्रशिक्षकआदिकीभाषासुनकरसमझनेकीयोग्यताकाविकास</p> <p>7. दूसरोंकेसाथवार्तालापतथाप्रतिक्रियाकरनेकीयोग्यता।</p> <p>8. सीखेगएजानकोपरिवेशसेजोड़सकनेकीजागरूकता।</p> <p>9. लिखितसामग्रीकोध्वनियोंएवंमात्राओंकीशुद्धताकेसाथपढ़ना</p> <p>10. परिवार, मित्रशिक्षकआदिकीभाषासुनकरसमझनेकीयोग्यताकाविकास</p>			
फरवरी	नानानानीके नाम	<p>सुनना</p> <p>बोलना</p> <p>लेखन</p> <p>व्याकरण</p>	<p>1. उचितआरोहअवरोहकेसाथकविताकासस्वरवाचनकाज्ञान</p> <p>2. शुद्धउच्चारणकाज्ञान</p> <p>3. दूसरोंकेसाथवार्तालापतथाप्रतिक्रियाकरनेकीयोग्यता।</p> <p>4. सीखेगएजानकोपरिवेशसेजोड़सकनेकीजागरूकता।</p> <p>5. लिखितसामग्रीकोध्वनियोंएवंमात्राओंकीशुद्धताकेसाथपढ़ना।</p> <p>6. परिवार, मित्रशिक्षकआदिकीभाषासुनकरसमझ</p>	<p>1- उचितआरोहअवरोहकेसाथकविताकासस्वरवाचन।</p> <p>2- दादादादी, नानानानीकेबारेमेंचर्चाकरना।</p> <p>3- गर्मियोंकीछुट्टियोंमेंकहाँजातेहो?चर्चाकरना</p> <p>4- दादादादीयानानानानीजीकाफोटोचिपका</p>	<p>कविताकापीपीटी</p> <p>विभिन्नरिश्तोंकेसंबंधकीजानकारीदेना</p> <p>परिवारवृक्षकापीपीटीबनाकररिश्तोंकोसमझाना</p> <p>रिश्तोंकोकिसप्रकारनिभानायासहेजकरकैसेरखना</p> <p>इसपरचर्चाकरवाना</p>	<p>बड़ोंकेप्रतिसम्मान</p> <p>विज्ञानसेसंबंधित</p>

		वर्तनी	नेकीयोग्यताकाविकास	करउनपरपाँचवाक्यलिखवा ना 5- श्रुतलेखकरवाना।		
मार्च	पुनरावृत्ति					

SUBJECT- MATHS

<u>Month</u>	<u>Syllabus</u>	<u>Lesson</u>	<u>Concept/KeyArea</u>	<u>SuggestedActivitie s</u>	<u>Teaching LearningOut comes</u>	<u>SuggestedRes ources/ TLM / VIDEO LINK / PPT</u>	<u>Art integrated learning</u>
April/May	•Geometr y(Shapes) Patterns(sy mmetry)	Lesson - 1Wheretolook from	<ul style="list-style-type: none"> •Understanding ofshapes. •Understanding oftopviewandsideview. •Identification andmakingofpatterns. Knowledgeabout differentgeometricalshapes	<ul style="list-style-type: none"> • Observe different shapesofobjectsavailabl einthe class/ school/garden/house etc. foreg.Notebook,eraser, pencil,flower,bricks,lea vesetc. •Drawpicturesofobjects fromthetopandfromthe 	<ul style="list-style-type: none"> •Observe various 3D shapes available in the surroundings and discussions may be held for identification of similarities and differences with respect to their corresponding 	<ul style="list-style-type: none"> • Objectsfromclassr oomsituations.E.g. water bottle, pencilbox,chair,tab le,flower,etc. • Flashcards ofalphabets. • Mask of animals using the concept of 	Integration with EVS and Art. andCraft. The teacher will suggest students to complete the other halves of the given picture.

			<p>side.</p> <ul style="list-style-type: none"> • Create shape to know about symmetry for e.g. kite, boat, alphabets, leaf etc. • Match mirror halves of regular/irregular figures. • List alphabets which are symmetrical. • Make Rangoli designs using dot grid. • Prepare paper mask of different animals 	<p>2D. Shapes like triangle, square, circle cut out of cardboard. Make 2D shapes through paper folding / paper cutting activities.</p> <ul style="list-style-type: none"> • Draws different shapes • Identifies 2D, 3D shapes. • Identifies/understands shapes and symmetries. • Identifies the mirror halves. • Draws different patterns using dots. • Creates shape through paper cutting and paper folding. 	<p>symmetry.</p> <p>https://youtu.be/aRCt9Ch7oR0</p> <p>https://www.youtube.com/watch?v=WdIVxaBPFS4</p> <p>https://youtu.be/D1x64rDMJK4</p>	<p>Make a mask of your favorite animal and Send a photo / video.</p> <p>Draw a Rangoli using 6 to 6 dots.</p> <ul style="list-style-type: none"> • Develops creative thinking and estimation.
--	--	--	---	--	---	--

April/May	<ul style="list-style-type: none"> Numbers Patterns 	Lesson - 2 Fun with numbers	<ul style="list-style-type: none"> Understands numbers upto 1000. Understands even and odd numbers. Comparison of numbers. Understands number names and numerals. Ordering of numbers. Understands skip counting. Understands number patterns. <p>Solves word problems.</p>	<p>Count dots, flowers, stars, squares, triangles etc. in a circle/square/rectangle.</p> <p>Form different 3 digit numbers using flash cards.</p> <p>Make pairs of different objects (pebbles, leaves, bricks, buttons, chalks, toffees etc.) understanding of - if in pair number is even / if any one is left then odd number.</p> <p>Write numbers in figures and words.</p> <p>Smallest and greatest 3 digit numbers.</p> <p>Skip counting in 2's, 5's, 10's, 50's and 100's.</p>	<ul style="list-style-type: none"> Reads and writes number upto 1000. Reads and writes numbers in figures and in words Writes numbers in expanded form. Compares the numbers / ordering of numbers. Identifies the place value of given digit in a number. Counts and writes numbers based on skip counting, backward 	<ul style="list-style-type: none"> Flash cards of numbers. Abacus. Bundles of sticks <p>diksha video</p> <p>http://ncert.nic.in/textbook/textbook.htm?cmh1=2-14</p> <p>This video is to be played from starting to 17 minutes to understand the concept of counting in groups.</p> <p>visual estimation of numbers</p> <p>https://youtu.be/m-b8MWneS5U</p> <p>YouTube video : Using the cards to</p>	<p>Integrations with EVS and languages</p> <p>Formulates idea / concept of comparison and order of number, place value. Solves problems in real life context.</p>

				<p>To motivate and activate the students, play the Place Value Song.</p> <p>Concept of place and place value with the help of Abacus or bundles of 100's, 10's and loose items.</p> <p>Writes symbols $>$, $=$, $<$ and compares the numbers.</p> <p>Number games with the help of 3 digit number flashcards. Hopping games.</p> <p>Practise questions from question banks</p> <p>Worksheet</p>	<p>counting, forward counting.</p> <ul style="list-style-type: none"> • Understand seven and odd numbers, greater or lesser, ascending/descending order. • Add and subtract with regrouping and without regrouping. • Form greatest and smallest numbers using given digits 	<p>form 2 -3 digit</p> <p>https://youtu.be/HE-7Z69upT0</p> <p>https://youtu.be/AkDZfmXfLKw</p> <p>Numbers in figures and in words</p> <p>https://youtu.be/YXusaiXnUH0</p>	
June/July	Addition and subtraction	Lesson - 3 Give and Take	<ul style="list-style-type: none"> • Addition and subtraction of 2/3 digit numbers. • Learner will Compare the numbers. • Estimation 	<p>Addition and subtraction of 2 digit numbers using 10*10 number grid.</p> <p>Watch video on comparing numbers-</p> <p>https://www.youtube.com/watch?v=Itlsb5vif80</p>	<ul style="list-style-type: none"> • Add and subtract 2/3 digit numbers without grouping with group in 	<ul style="list-style-type: none"> • Flash cards of numbers. <p>https://www.youtube.com/watch?v=Itlsb5vif80</p> <p>Comparing Numbers</p>	<p>Integration with Evs, art., language, Craft, Games.</p> <p>Play Way Method - A dummy market situation will be given to the students and they</p>

			<p>and comparison.</p> <ul style="list-style-type: none"> • Addition and subtraction by breaking the numbers. • Solving word problems. • Solves puzzles based on addition and subtraction. <p>Estimation.</p>	<p>TEACHER will frame questions and ask children to estimate the answer based on the video https://www.youtube.com/watch?v=j4GSXQA0IGo</p> <p>Riddles and outdoor activities - Ringing the bottle, climbing stairs, straws on a table (blow and count).</p> <p>Narrate a story and ask questions based on addition and subtraction.</p> <p>Card games: Prepare some number cards on pieces of cardboard. Make different shapes for different place values.</p> <p>Find the odd one out.</p> <p>Write the missing number.</p>	<p>g.</p> <ul style="list-style-type: none"> • Adds 2/3 digit numbers using expanded notation (split and add). • Mental Maths (Simple addition in mind). • Solves word problems related to addition and subtraction. • Solves puzzles on addition and subtraction. <p>Understand that sum/in all/altogether</p>	<p>https://www.youtube.com/watch?v=oAOpN9_0Nfo</p> <p>Subtraction with Regrouping</p> <p>Puzzle games on addition and subtraction.</p> <p>Age and class appropriate worksheets.</p>	<p>will buy different things, pay to shopkeeper and find how much money they get back. https://www.youtube.com/watch?v=4UkKu8TUyV4</p> <p>Estimation</p> <p>Creative thinking</p> <p>Computability.</p>
--	--	--	--	--	---	---	---

				Word problems from their daily life on addition and subtraction of numbers up to three digits. • Practise questions from question banks Worksheet	e for addition.		
July	•MEASUREMENT Standard and non standard unit of length	Lesson - 4 Long and short	<ul style="list-style-type: none"> • Distinguish between standard and non standard units of length. • Estimation and comparison. • Understanding the unit of length. <p>Find distance between two points.</p>	<ul style="list-style-type: none"> • Measure the length of different objects (Book, Table, stick, blackboard etc) with fingers, hand span, pace and cubit and compare the length. - Repeat the above activity using scale, measuring tape and compare • Find shortest/ longest route between two points. Make a metre rope. • Find out the height of fellow students, objects etc. • Teacher will show the 	<ul style="list-style-type: none"> • Measures length using appropriate standard units (cm, m, km). • Knows how to use a ruler. • Estimates and then verify by measuring. • Understands why we need standard 	<ul style="list-style-type: none"> • Measuring tape, • Height bar • Rope • Shoe string • Thread • Map of city • Different objects available at home will be used by the teacher and same will be done by the students. Members of the family and different objects will be used by teacher as resource / TLM to measure Learners should be suggested to see 	<p>integrated with art and craft</p> <p>MATHS LAB ACTIVITY – measuring the length of the walls of room, window and door in your house and record it.</p> <p>PROJECT NIE (newspaper in education) Collect from newspaper a map of a locality/colony and highlight important roads and landmarks</p> <p>Measure the height of your family members.</p>

				<p>measurement of cloth with the help of measuring tape and ask the students to repeat the activity at home with the help of family members</p> <ul style="list-style-type: none"> • Reading the map scale. • To find shortest/longest route between two points • Word Problems <p>Which of these will be in cm and which will be in metres. Size of objects and unit to be used.</p>	<p>and unit of length.</p> <p>Finds distance between two points.</p>	<p>these videos.</p> <p>https://diksha.gov.in/play/collection/do_313002932752515072150?contentType=TextBook</p> <p>https://epathshala.nic.in//eresources.php</p> <p>https://youtu.be/zla2VBKcjQo?list=PL51ED9D056976C279</p>	<p>1) Find out who is taller and who is shorter.</p>
August	<ul style="list-style-type: none"> • Geometry (Shapes) 	Lesson-5 Shapes and Designs	<ul style="list-style-type: none"> • Understanding of shapes • Understanding of straight and curved lines • Understanding of corners, sides and diagonals • Understanding of 2D and 3D shapes. • Making different patterns using shapes Puzzles (Tangram) 	<ul style="list-style-type: none"> • Draw and colour different geometrical shapes, • Cut out different shapes from cardboard. Make patterns and designs with these shapes, • Observe car wheel, trunk of a tree, leaves, brick, sun, moon, flower, chick, kite, chalk box, pencil box etc and 	<ul style="list-style-type: none"> • Draw different figures using different shapes. • Understand the meaning of edges and corners. • Understand the difference between 	<p>Diksha</p> <p>https://diksha.gov.in/play/collection/do_313002932752515072150?contentType=TextBook</p> <ul style="list-style-type: none"> • Model of geometrical shape (cube, cuboids, cone, cylinder, sphere). <p>https://www.youtube.com/watch?v=FgTLAW3ChyY&list=P</p>	<p>Learners will make animals by origami sheets using tangrams concept and send their pictures.</p> <p>Paper cutting/ paper folding to make weaving pattern</p> <p>Understand the nuances of two dimensional and three dimensional</p>

			<p>find faces, edges, vertices, and find out whether edges are straight line or curved,</p> <ul style="list-style-type: none"> • Make tangram with papers squares and create different designs using them. • Observe patterns in the border (saris/shawls/rugs/mats/Bed covers etc) Which geometric shapes one observes in the borders? Is any shape repeating in a particular pattern? Are the shapes made of curved/straight/ or both. • Riddles and games like treasure hunt • Paper cutting/ paper folding to make weaving pattern. <p>Worksheet</p>	<p>straight and curved lines. Draw shapes of animals, people and things from pieces of soft tangram (5 pieces and 7 pieces).</p> <ul style="list-style-type: none"> • Recognizes and identifies the shapes in weaving pattern • Creates weaving patterns using different geometric shapes. Identifies positions (up, down, front, behind) Distance (near, far) Size (small, big, tall, short) corners and shapes. 	<p>L51ED9D056976C279&index=5</p> <ul style="list-style-type: none"> • TANGRAM https://www.youtube.com/watch?v=ZXU28FhYY_M 	<p>shapes. Appreciate various geometrical patterns and models.</p>
--	--	--	--	---	--	--

					pes.		
Augus	<ul style="list-style-type: none"> • Subtraction by regrouping on a number line • Column method. 	Lesson - 6 Fun with Give and Take	<ul style="list-style-type: none"> • Understanding of addition and subtraction facts. • Understanding of use of number line in addition and subtraction. • Understanding of patterns in numbers. 	<ul style="list-style-type: none"> • Frame questions based on day to day life and ask children to estimate the answer. • Riddles and outdoor activities - Ringing the bottle, climbing stairs, straw on a table (blow and count). • Subtraction on number line. • Subtraction by column method. • Complete the pattern of numbers involving addition/subtraction. • Word problems on life situations. 	<ul style="list-style-type: none"> • Compare the numbers. • Subtract 2/3 digit numbers. • Subtract by regrouping/borrowing • Subtract by column method. • Mental maths (Simple subtraction orally). • Subtract and check the answer by addition. • Understand the subtraction of 2 digit numbers using number line. 	<ul style="list-style-type: none"> • Flash cards of numbers. • Abacus. • Bundles of sticks. <p>https://www.youtube.com/watch?v=Itlsb5vif80</p> <p>https://www.youtube.com/watch?v=wJwji5leqZk4</p> <p>https://drive.google.com/file/d/1z1-</p>	<ul style="list-style-type: none"> • Integrated with art, craft, and language. • Develops accuracy in addition and subtraction. <p>Word problems on life situations. Situation/story is given and child is asked to frame a question. Puzzles/Riddles</p> <p>Logical thinking</p>

			<p>Solving word problems Puzzles/Riddles</p>	<p>ations Situation/story is given and child is asked to frame a question.</p> <ul style="list-style-type: none"> • Puzzles/Riddles. • Practise question from question bank or other similar text. <p>Worksheets.</p>	<ul style="list-style-type: none"> • Understands appropriate operation to solve the word problem. • Solves problems presented by pictorial representation. • Understands which number to be placed above and why? • Understands that take away, differentiate, left are for subtraction 	<p>8Yv9q2eLYHf8KWYWy2BP2lfbFuHNK/vi&usp=sharing</p>	<p>Improves Reasoning and ability to calculate mentally.</p>
--	--	--	--	---	---	--	--

Sept.	<ul style="list-style-type: none"> • Time. Patterns 	Lesson - 7 Time goes on	<ul style="list-style-type: none"> • Understanding of minutes, seconds. • Understanding of days, week, month, year. • Knowledge about use of clock Knowledge about use of calendar. <p>Understanding of patterns in a calendar.</p>	<ul style="list-style-type: none"> • Activity how many times? • Different activities in one minute? Eg. Jumping, running, clapping, skipping, writing. • Tongue twisters in a minute. • Topsy-turvy time. • Prepare a chart /time of your daily routine. • Make a calendar of your own. • Make a clock. • Make a class timetable. • Make a chart month wise giving details of your friend/ relatives/ parents/ family/ anniversaries. • Mark who is oldest, who is youngest in your family. • Mark who is oldest, who is youngest in your family. 	<ul style="list-style-type: none"> • Calculates the time taken to complete an activity. • Understands the use of time. • Understands the use of clock. • Understands the use of calendar. • Draws a clock. • Sequence the events chronologically. • Makes own timeline. • Solves problems based on time. 	<p>Clock Use of Time Concept https://www.youtube.com/watch?v=qelbticL11Q</p> <p>Use of Calendar https://www.youtube.com/watch?v=pkoNNKKdAI</p> <p>Time Reading and writing https://www.youtube.com/watch?v=HrxZWNu72WI</p> <p>Birth certificate Charts</p>	<p>Understands and appreciates value of time</p> <p>Make a chart month wise giving details of your friend/ relatives/ parents/ family/ anniversaries.</p> <p>Mark who is oldest, who is youngest in your family.</p> <p>Write the date of birth of your 5 friends. *Write the name of your family members, their age and date of birth.</p>
-------	--	-------------------------	--	--	--	--	--

				<ul style="list-style-type: none"> • Calculate the age of a person seeing the birth certificate. • Listing days/ dates/ months of various festivals of India (in order of month). • Represent a story on timeline. • Patterns in calendar • Net resources worksheets 	<p>me and calculate.</p> <p>Discovers patterns through a calendar.</p>		
Oct	<p>• Measurement</p> <p>Weights</p>	Lesson - 8 Who is heavier	<ul style="list-style-type: none"> • Understanding of weight. • Understanding of heavier/ lighter. • Comparison of weights. • Knowledge about balance • Guess the weight. • Making of toy balance. 	<ul style="list-style-type: none"> • Using a toy balance to compare the weight of few objects like eraser, pencil, sharpener, notebook, pencil box etc. • Find out your own weight? • Group activity on heavy and light objects. 	<ul style="list-style-type: none"> • Compare the height of items which is heavier? • Understand the use of balance. • Know the units of measuring weight (Kg, gm). 	<ul style="list-style-type: none"> • Balance • Weights <p>https://youtu.be/KndXt02V5Y</p> <p>https://youtu.be/H3DSuG_P6OE</p> <p>https://iscprt2018.weebly.com/uploads/1/1/9/6/119673537/howheavy.ppt</p>	<ul style="list-style-type: none"> • Estimation <p>develops an idea about weight of the object and its relation with size and space occupied. Measure the height and weight of your family members.</p> <p>1) Find out who is</p>

			<p>Unit of weights.</p> <ul style="list-style-type: none"> • Compare 1 Kg flow er and 1 Kg stone [weight and volume] listing things we buy mostly in Kg's/gms and miligrams. • Guess weights of object and match. • The objects which will weigh more. • Guess the weight? and then find out by actually weighing it? • Paste the pictures of different types of balance. • Group activity – after measuring weight of your group . Find out difference in weight of heaviest and 	<ul style="list-style-type: none"> • Understand the meaning of half a Kg, pinch of salt. • Lists the things according to weight. <p>Compares heavy /light.</p>		<p>heavier and lighter .</p> <p>Find out different food items in your house which measure less than 1 kg .</p> <ul style="list-style-type: none"> - Make a list of different food items (fruit / Veg Or any grocery) which you buy at a time in gm or kg. - Play act as a Fruit seller or Grocery seller using toy balance and make video
--	--	--	---	--	--	---

				lightest student in the group 1] Write the weights of all the students in kg and gm			
Nov	<ul style="list-style-type: none"> • Number • Multiplication. • Patterns. 	Lesson-9 How many times	<ul style="list-style-type: none"> • Understanding of multiplication (as repeated addition). • Identification of sign of multiplication. • Understanding of construction of multiplication. • Understanding of patterns in multiplication. • Solving word problems. 	<ul style="list-style-type: none"> • How many altogether? • Multiplication as repeated addition • Multiply using expanded notation • Column method of multiplication • Multiplication by zero • Write the multiplication facts • Multiplication by 10, 100, 1000. • Multiplication by 1 • Dice game for multiplication using grid – [1]-roll a pair of dice. [2]. Multiply both the numbers. [3] Colour the 	<ul style="list-style-type: none"> • Count the objects in a collection (in rows/in columns). • Draw the objects in rows/columns. • Identifies the sign of multiplication. • Relates multiplication as repeated addition. • Guesses and estimate the products. • Multiplies with 2 digit numbers 	<ul style="list-style-type: none"> • Flashcards of numbers. Multiplication grid • Video https://youtu.be/H3DSuG_P6OE • https://youtu.be/lh9EzXfVnRI • PPT: https://www.google.com/url?sa=D&q=https://iscprt2018.webly.com/uploads/1/1/9/6/119673537/multiply.ppt&ust=1622881080000000&usg=AOvVaw0I97q4RMlEkG5NkQ-MMZei&hl=en 	<p>Understand relationship between addition</p> <p>Multiplication. Complete the fact tree.</p>

				<p>product in the Number grid . [4] The first student who colour 4 numbers in a row wins</p> <ul style="list-style-type: none"> • Games can be played to teach tables of 2's, 4's, 5's, by skip counting. • Complete the factor tree. • How much do these things cost? • Some word problems on multiplication • Practise questions from question banks <p>Worksheet</p>	<ul style="list-style-type: none"> • Complete the pattern based on multiplication. • Multiplies any number by 10, 100, 1000 etc. • Solves word problems related to multiplication. • Multiplication by zero 	<ul style="list-style-type: none"> • Sticks. • Marbles • Chalk pieces • Stones 	
Nov	<ul style="list-style-type: none"> • Geometry Geometric shapes. • Patterns. • Numbers. 	Lesson - 10 Play with Patterns	<ul style="list-style-type: none"> • To observe and understand the pattern. • To identify pattern in his surroundings. • Making of pattern. • Drawing patterns. 	<ul style="list-style-type: none"> • Observe the pattern around them e.g. Grille of windows, tiles, print on a cloth, borders of saree etc. • Continue the pattern by observation. 	<ul style="list-style-type: none"> • Identify simple symmetrical patterns. • Makes patterns and designs from straight 	<ul style="list-style-type: none"> • Flash cards of alphabets, numbers. • Cut out of different geometrical shapes. <p>https://www.youtube.com/watch?v=RfC</p>	<ul style="list-style-type: none"> • Identification and creation of various patterns • Arrange the names of 10 of your friends in alphabetical order.

			<p>Recognises the basic unit for generating pattern.</p> <ul style="list-style-type: none"> • Creates pattern using shapes . • Does complete different shapes to create a pattern. • Colour and complete a pattern. • Patterns consisting of shapes, alphabets, numbers and pictures can be given to students to observe them and complete them. • Make a grid and colour all odd/even numbers. • Message can be written using alphabets, numbers and numbers coding and decoding. • Arrange the names of 10 of your friends in alphabetical order. • Worksheet • Net resources 	<p>lines and other geometrical shapes.</p> <ul style="list-style-type: none"> • Identifies patterns in the numerals for odd and even numbers and in adding odd and even numbers. • Identifies patterns in his surroundings. • Realizes the role of creating a pattern. • Decodes the secret message based on patterns. 	<p>z6PbH9qA</p> <p>https://www.youtube.com/watch?v=ZXPj9rY8yWg&list=PL51ED9D056976C279&index=11</p> <p>https://iscprt2018.weebly.com/uploads/1/1/9/6/119673537/play_with_pattern_less10.pptx</p> <p>PPT : https://www.google.com/url?sa=D&q=https://iscprt2018.weebly.com/uploads/1/1/9/6/119673537/play_with_pattern_less10.pptx&ust=1622881080000000&usg=AOvVaw0mgyvR7mdaRTpHh5qqXsln&hl=en</p>	<ul style="list-style-type: none"> • Integration with art and craft. • Make design of tile using pattern • • Can make patterns and designs <p>Teacher tells the students about celebration of Children's Day. He asked them to decorate the Class and corridor along with their classroom. Make hangings by using geometrical shapes or Any floral design.</p>
--	--	--	--	--	---	---

Dec	<p>•Measurement Volume</p>	Lesson - 11JugsandMugs	<ul style="list-style-type: none"> • Measures and comparesthecapacity ofcontainersintermsofnons tandard units. • Getting roughidea how muchonelitreis. <p>Estimation andcomparison.</p>	<ul style="list-style-type: none"> • Measuring thecapacityof1litrewater bottleusingdifferentcont ainers. • Collectsomeoldcups,mu gs,jugs,glass,bowletc.and checkwhich oftheseholdmorethan1litr eandwhich oftheseholdlessthan1litre. • Drawdrawingsofsomecon tainers. • Compare between two jugs and identifywhich oneholdsmorewater. • Filling pot holes in the play groundusing pebbles/sand in mugs of samesize. • Find outhow many glassesofwateryou drinkinaday. • Createsandpatternswithc apacity. 	<ul style="list-style-type: none"> • Understands that only liquidscanbem easuredby containersofk nown capacity. • Compares different containersint ermsofcapaci ty. • Getsthe idea ofhalf, twice, fourtimesetc. • Estimatesandgu essthequantity. • Solvesword problemsrel atedtocapaci ty(liquids) <p>Integration withEVS andArt andCraft</p>	<ul style="list-style-type: none"> • Different typesofcontainers Measuringflux/con tainer <p>https://www.youtu be.com/watch?v=rqN8uRtk4_A&list=PLwkByH6ZbLwInxHLv09ojyseunWUJ2D97&index=6</p> <p>video</p> <p>.https://www.yout ube.com/watch?v=HPC6ydpLGCw&list=PL51ED9D056976C279&index=12</p> <p>Video:https://www .youtube.com/watc h?v=HPC6ydpLGCw &list=PL51ED9D05 6976C279&index=1 3</p> <p>https://iscprt2018. weebly.com/uploa ds/1/1/9/6/119673</p>	<ul style="list-style-type: none"> •Comparison •Estimation •Conservationofwa ter • Draw different type of container and write its shape •Measurement the capacity of container in litre. • <p>Project</p> <p>Take a 5 l can Take empty bottles of 200ml,250 ml, 500 ml and 1 l coke. Fill the can with the help of different bottles one by one. Make a chart showing number of bottles in each case</p> <p>Capacity of 5 L can= ___bottles of 1</p> <p>Capacity of L can= ___bottles of 500 ml</p>
-----	---------------------------------------	---------------------------	---	--	--	---	--

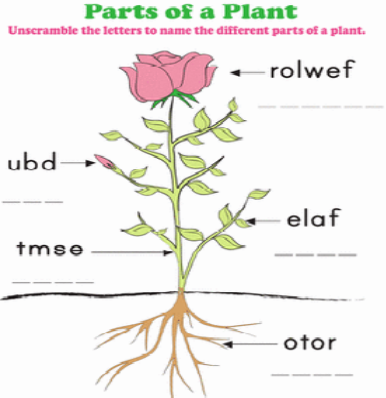
				<ul style="list-style-type: none"> • Which of the following will you measure in litres and millilitres e.g. a tank of water? Worksheets 		537/jugs and mugs l11.ppt <ul style="list-style-type: none"> • PPT 	Capacity of 5 L can = _ bottles of 25 ml Capacity of 5 L can = __ bottles of 200 ml
Jan	<ul style="list-style-type: none"> • Numbers Division Mental Maths. 	Lesson-12 Can we Share	<ul style="list-style-type: none"> • Meaning of division from context of equal grouping and sharing. • Relates division with multiplication. • Completes division facts - by grouping by using multiplication table. 	<ul style="list-style-type: none"> • Some objects are given to the children and asked to divide them equally. • Dividing into equal groups . • Division as repeated subtraction. • Division as inverse of multiplication. 	<ul style="list-style-type: none"> • Divides objects equally into groups . • Knows the symbol of division • Writes the corresponding division fact 	<ul style="list-style-type: none"> • Marbles • Stones • Chalk pieces • Leaves • Toffees, etc. Puzzle games on division and multiplication. https://www.youtube.com/watch?v=H3DSuG_P6OE&list=PLPbVevbMS3MpwIzIjKTAaZY5B 	Sharing Equal distribution . Logical thinking Reasoning. Project - Show by diagram . Mummy brings 36 pencils on your birthday how many pencils your one friend



				<ul style="list-style-type: none"> • Questions based on pictorial representation are framed and solved • Sara and Sally both like apples .share these apples equally between them draw the apples to show how many they each get . SARA----- SALLY----- • Reads, understands and solves problems in different situations in day to day life. 	<ul style="list-style-type: none"> • so far given multiplication facts. • Divide children using multiplication table. • Solves questions based on division using multiplication table. • Solves word problems. • Frames verbal problem. • Puzzles. • Divides by 10, 100. 	<p>bbzBulMz&index=22 video</p> <p>https://youtu.be/H3DSuG_P6OE PPT</p> <p>https://iscprt2018.weebly.com/uploads/1/1/9/6/119673537/can we share lesson 12.pptx</p>	<p>get if equally distributed among 9 friends .</p>
--	--	--	--	---	---	--	---


Feb	<ul style="list-style-type: none"> • Money • Number s(Basic Operations) • Patterns 	Lesson - 14 Rupees (₹) and Paisa	<ul style="list-style-type: none"> • Knowledge about rupees and Paisa. • Addition and subtraction of Rupees (₹) and Paisa. • Making of rate charts and Bills. • Word problems on money 	<ul style="list-style-type: none"> • Collect different coins/Rupees (₹) • Make patterns with coins. • Learn the various names of currencies used in neighbouring countries. • Visit the market buy 5/6 things and make a bill. • Addition and subtraction of money. • Word problems on rupees and Paisa • Practise questions from question banks. • Play a game of 'Head and Tails • Raising money for charity. 	<ul style="list-style-type: none"> • Converts Rupees (₹) to paise and vice-versa. • Understand the need and value of money. • Write money in short and long form. • Buy and sell things. • Prepare a bill. 	<ul style="list-style-type: none"> • Notes and coins of different denominations Money game. https://youtu.be/Vd2FGWleNPI https://youtu.be/DNuxarHCnB8 Watch a video on exchange of money https://youtu.be/TDoa10DdhZM 	<ul style="list-style-type: none"> • Value for money. • Confidence. • Develop mathematical attitude. • Role play – Handling money in a shop. • Make Bill of different food items. • - Make a collection of different • Grocery Bills. Paste them in your project file.
-----	--	----------------------------------	--	--	---	--	---


SUBJECT: EVS


Month	Unit / Lesson	Competency	Target learning outcome	Activities	Values/Art integrated learning	Suggested Resources
April / May	Poonam's day out	Observation Identification Discovery of facts	Classifies the animals and birds based on habitat, food, size and movement. Knows the difference between them in all aspects.	<ol style="list-style-type: none"> 1. Observe the environment and list out the animals found in our surrounding. 2. Make a table and write the names of water living, ground living and tree living animals. 3. Encircle the plant eating and flesh eating animals from the group with different colours. 4. Audio clips to listen to the sound of animals. 5. Discussion about animals and birds. 6. Reading animal stories from comics. 7. Role play showing the movement of animals using mask. 8. Quiz and crossword puzzles. 	<ol style="list-style-type: none"> 1. Be kind to animals. 2. Appreciate nature. English ,Hindi- (i) Animals and birds names (ii) Poems and stories AIL: Make animals by using clay.	https://diksha.gov.in/play/collection/do_3130029327608299521135?contentType=TextBook https://diksha.gov.in/play/collection/do_3130029327608299521135?contentType=TextBook NROER.gov.in - <i>Identify the footprints.</i>

<p>April / May</p>	<p>The Plant Fairy</p>	<p>Observation</p> <p>Identification</p> <p>Discovery of facts</p>	<p>Observes the plants and trees.</p> <p>Identifies the trees in the school premises. Classifies the trees on the basis of leaves. Knows the uses of plant in our life.</p> <p>Develops the ability of expression.</p>	<ol style="list-style-type: none"> 1. Field trip to school garden. 2. Picture cards of plants. 3. Write the name of the trees having thick stem. 4. Collect some leaves and identify them by their smell. 5. Draw a tree and paste the pictures of things which we get from it. 6. Play plant Antakshari. 7. painting with leaves 	<ol style="list-style-type: none"> 1. Don't cut trees. 2. Plant more trees. <p>English — Plants' name, spellings Math's — Concept of tall and short</p> <p>AIL-Using dry leaves make pictures of different animals in your notebook.</p> <p>Fun Activity : Greeting Card making.</p>	<p>Video on uses of English — WOW! Leaves can be so useful. Video on taking leaf rubbing and making plant patterns. Leaf rubbing NROER - What is obtained from me?</p>
<p>April / May</p>	<p>Water O' Water !</p>	<p>Observation, Identification and Classification.</p> <p>(WATER O' WATER)</p> <p>*Features of water</p> <p>*Importance of</p>	<p>Observes the properties of water.</p> <p>Identifies the sources of water. Knows about the different forms of water. Knows about the uses of</p>	<ol style="list-style-type: none"> 1. Observe the colour and smell of water. 2. Observe the shape of water in different vessels. 3 .A PPT can be shown on the sources of water. 4. Pictures of different sources of water. 	<ol style="list-style-type: none"> 1. Water is precious. 2. Don't waste water. <p>Maths — 10. Units of measurement</p> <p>AIL: Picture chart of Different Containers</p>	<p>WATER O' WATER (PART-1) E-Book: http://ncert.nic.in/textbook/textbook.htm?ceap1=3-24 WATER O' WATER (PART-2)</p>

		<p>water</p> <p>*Forms of water</p> <p>*Resources of water</p> <p>Identification</p> <p>Discovery of facts</p>	<p>water.</p> <p>Knows the causes of water pollution.</p> <p>Promotes the skill of reasoning and logical thinking.</p> 	<p>5. Take the students to the lab and show how the evaporation and condensation take place.</p> <p>6. Discussion on the water based activities.</p> <p>7. Put some sand, chalk powder and pieces of paper in water and discuss the ways in which water get polluted.</p> <p>8. Crossword puzzles.</p> <p>9. Slogan writing.</p> 	<p>Making multi coloured mingled prints using colours and water,</p> <p>Thread painting</p> <p>Poster making/slogan writing on the message of saving water.</p>	<p>VIDEO:</p> <p>Thread Painting https://youtu.be/mSwmGXaJa8Y</p> <p>WATER O' WATER (PART-3)</p> <p>Uses of water(video-1) https://youtu.be/nSP2I9h4aaQ</p> <p>conservation of water(video-2) https://youtu.be/B4ZR53n0D8I</p> <p>Activity video-3 https://youtu.be/PJRL9-4CLGA</p>
June / July	Our First School	<p>Observation</p> <p>Identification</p> <p>Discovery of</p>	<p>Knows about family members and their relationship.</p> <p>Identifies the duties of family members.</p> <p>Knows his importance in</p>	<p>1. Paste family photograph in the activity file.</p> <p>2. List out the names of family members and their relationship.</p> <p>3. List out the duties carried out by different members of the family.</p> <p>4. Discussion on the</p>	<p>1. Respect your elders.</p> <p>2. Care and help English — Develo-ping voca-bulary each other.</p> <p>AIL:</p> <p>Paste the Pictures of their family members to make a</p>	<p>http://ncert.nic.in/textbook/textbook.htm?ceap1=3-24</p> <p>Diksha Portal-'Our First School'</p>

		facts	the house. Knows about the celebrations in family. Develops the imaginary power.	contribution of students in the particular work like keeping the house clean. 5. List out the important occasions celebrated in the family. 6. Role play of different family members.	Family Photo/collage.	
June / July	Chhotu's House Home Sweet Home 	OBSERVATION Observe own house and in neighbour hood Identification *Different types of houses Discovery of facts	Observes a house and its different parts. Identifies the different parts of the house and their uses. Identifies the uninvited animals. Knows about the cleanliness of a house. Develops sense of decoration.	1. Drawing of a house to observe the different parts/rooms. 2. Provide cut outs of the articles and ask them to arrange in the rooms of the house given. 3. Flash cards of uninvited animals. 4. List out the items used for cleanliness of a house. 5. Discussion on the methods of disposal of waste, water and garbage. 6. Decorate your classroom for the national festivals or religious festivals.	English — Stories based on houses. Hindi — Rhymes and poems. Maths — Concept of big and small. AIL: Make a model of different houses.	https://www.youtube.com/watch?v=E2MM2GNuEuw&list=PL42E70B6AED8979C1&index=5 PPT: https://drive.google.com/open?id=1maJoOFXLjfYfmfzoTSo7SqdTjKS7ai-G5b https://diksha.gov.in/play/collection/do_3130029327608299521135?contentType=TextBook

<p>June / July</p>	<p>Food We Eat</p>	<p>Observation (different food items)</p> <p>Identification (Importance of food)</p> <p>Discovery of facts</p>	<p>Observes the different cereals and food items. Knows about the food eaten by infants, young and old. Knows about the cereals and pulses.</p> <p>Discovers the fact that food varies from state to state.</p> <p>Develops skill of correlation with previous concepts.</p>	<ol style="list-style-type: none"> 1. Different cereals can be shown. 2. Students will observe the food items made of cereals in their tiffins. 3. List out the food taken by infants, young and adults. 4. Show the small packets of cereals and pulses and ask the students to identify them. 5. Find out the native place of the children and the food crops grown in that place. 6. Ask the students to write few sentences on the famous food of their state. 7. Collect pulses and grain in small transparent packets and paste them in your file.  <p>Dairy Council of California HealthyEating.org</p>	<p>1. Healthy food for a healthy living.</p> <p>2. Good eating habits. English ,Hindi—</p> <ol style="list-style-type: none"> 1. Rhymes and poems <p>AIL-Draw picture of one vegetable that can be eaten raw as well as cooked.</p> <p>Make a picture chart of healthy food and junk food.</p>	<p>https://diksha.gov.in/pla/y/collection/do_3130029327608299521135?contentType=TextBook</p> <p>Video-1 Introduction of the chapter</p> <p>Food(video-2)(Video-3&4) *https://youtu.be/dPZqqTJmVZ8</p> <p>*https://youtu.be/yG0kt3J1Izk</p> <p>Video-5) Importance of food Good eating habits Rhyme(video-6) *Nutrition at different stages *Components of food</p>
--------------------	--------------------	--	--	--	---	--

<p>Aug-ust</p>	<p>Saving without Speaking</p>	<p>Observation Identification and classification</p> <p>Discovery of facts</p>	<p>Identifies the Bhavs and Mudras. Knows about the problems of disabled</p> <p style="text-align: center;"><small>FLASH CARDS OF MUDRAS AND THEIR MEANING</small></p> 	<ol style="list-style-type: none"> Flash cards of sense organs. Match the functions of sense organs with appropriate pictures. T. V. news for the hearing impaired and guess the meanings. Dance videos can be shown to underlined Bhavs and Mudras. Caption writing on the given picture. Visit to a special school and realize the problems of disabled. Teacher will ask students do you know people who can't see how they will learn thing and manage their life Ask few questions: which organ is used to see the world? one who can't see are called? <p>Then she will give introduction about Braille language and</p>	<ol style="list-style-type: none"> Help the needy people. <p>Develop feeling if sensitivity toward special children AIL: Dumb charades- tell them to recognise what they want to say without speaking.</p> <p>Make a chart of 'Brail language'.</p> <p>Dance on different mudra (Bharatnattyam)</p>	<p>https://diksha.gov.in/play/collection/do_3130029327608299521135?contentType=TextBook Link for dumb charades</p> <p>https://play.google.com/store/apps/details?id=com.funapps.headup Link for sense organ</p> <p>https://youtu.be/tLFT5WMB_M</p> <p>https://youtu.be/RkfV_R7PJFA</p> <p>Link for facial expression https://youtu.be/9W0b0JSXjn4</p> <p>Link for deaf and dumb language activity https://youtu.be/rQM93UG-wEA</p>
----------------	--------------------------------	--	---	---	--	---

				<p>Helen Keller by showing the videos on Helen Keller and Louis Braille and feels proud of their contribution to the society.</p> <p>10. Playing dumb charades in the class.</p> <p>11. Collect pictures of different mudras from magazines.</p>		
August	It's Raining	<p>Observation</p> <p>Identifies the sources of water for plants and animals.</p> <p>Discovery of facts</p>	<p>Observes the natural bodies.</p> <p>Identifies the sources of water for plants and animals.</p> <p>Knows about the appearance of rainbow.</p>	<p>1. Take the children out and let them observe the different shapes of clouds.</p> <p>2. Ask them to draw the shapes of clouds they have seen.</p> <p>3. Encourage children to water the plants.</p> <p>4. Through experiment (watering the plants) explain the absorption of water by the roots.</p> <p>5. Through video seven colours in rainbow can be shown.</p> <p>6. Collect poems on rain.</p> <p>7. Children will share their good and bad experiences of rain.</p> <p>8. A video on water conservation will be shown by the teacher and the students</p>	<p>1. Conservation of water.</p> <p>2. Maintain the natural resources.</p> <p>English — Developing vocabulary</p> <p>AIL: Draw a picture of a rainbow</p> <p>Draw different sources of water</p>	<p>Video 1 (story) _ https://diksha.gov.in/play/collection/do_3130029327608299521135?contentType=TextBook</p> <p>video 2 (poem) https://youtu.be/bwdMR7WkcJY</p> <p>video 3 (rainy day) https://youtu.be/CrljaYe8kcl</p> <p>video (rhyme – Hindi) https://youtu.be/O9gm3RBOi3Q</p> <p>flash cards (sources of water): https://drive.google.com/open?id=1rfWnV92Sb4XTWj5j2PyxAdqAVjq</p>

will be sensitized towards water conservation and rain water harvesting.



[SqOEC](#)

Video 1 (water cycle):
<https://youtu.be/9pqh6tIEOhs>

Another video on water cycle
<https://youtu.be/s0bSSBAgJI>


picture of water cycle:
<https://drive.google.com/file/d/1OyU09uKTWE7VyP1KtEUt7C5jPjPFQ/QQn/view?usp=sharing>



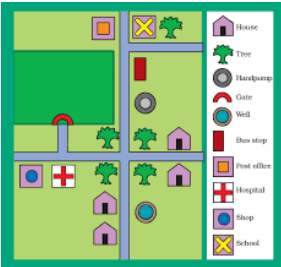


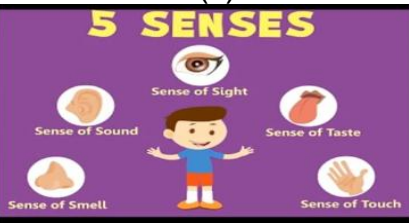

Aug-ust	Flying High	<p>Observation</p> <p>Identificatiion</p> <p>Discovery of facts</p>	<p>Observes the birds.</p> <p>Identifies the birds. Knows about their parts of the body.</p> <p>Identifies the animals which can fly.</p> <p>Knows the habitat of birds. Knows about the different food habits.</p> <p>Develops the recognition skill.</p>	<ol style="list-style-type: none"> 1. Picture story telling. 2. Visit to a zoo and observe the different kinds of birds. 3. Draw and write the name of birds. 4. Draw a bird and label its body parts. 5. Cut-out of feet and beaks can be given. 6. Pictures of animals which can fly. 7. Discussion on the habitat of birds. 8. Story telling. 9. Make tangrams/paper folding of different birds. 10. Collect different kinds of feathers. 11. Crossword puzzles. 	<ol style="list-style-type: none"> 1. Do not tease birds. 2. Unity in diversity i) English- Develo-ping vocabulary. (ii) Birds names.. <p>AIL: Students will collect pictures of different birds and make a scrap book of birds.</p> <p>2. Draw picture of different birds with numbers 1 to 5.</p>	<p>Diksha Portal-‘ Flying High’</p> <p>https://diksha.gov.in/play/collection/do_3130029327608299521135?contentType=TextBook</p> <p>Other suggested E-Resources:-</p> <ol style="list-style-type: none"> 1. Draw birds with numbers <p>Link of the video</p> <p>https://youtu.be/acYoSzDO_S4</p>





Sept-ember	What is Cooking	<p>Observation</p> <p>Identifies the material used to make utensils. Knows the process of making few items.</p> <p>Discovery of facts</p> <p>Knows the different methods of cooking. Understands the importance of fuel for cooking.</p> <p>Correlates with other concepts.</p>	<p>Observes the kitchen utensils.</p> <p>Identifies the material used to make utensils. Knows the process of making few items.</p> <p>Knows the different methods of cooking. Understands the importance of fuel for cooking.</p> <p>Correlates with other concepts.</p>	<ol style="list-style-type: none"> 1. A kitchen set can be shown. 2. Observe the utensils used by your mother in the kitchen. 3. List out the vessels used for cooking. 4. Encircle the steel utensils in the group. 5. Make some simple food items like fruit salad, vegetable sandwich in the class. 6. Discussion about the different food items and their cooking methods eg. cake and biscuits are cooked by baking. 7. Discussion on the different types of fuels and their impact on environment. 8. Collect pictures of some food 	<ol style="list-style-type: none"> 1. Never eat stale food. 2. Do not overcook the food. 3. Always take balanced diet. English — Spellings Maths — Measurement AIL: Project work Make a dish by cooking without fire. 	<p>Link for the lesson</p> <p>https://youtu.be/FqpCIU000zE</p> <p>IMPORTANCE OF FOOD FOR US.</p> <p>https://youtu.be/s7FcWYRELow</p> <p>DIFFERENT WAYS OF cooking</p> <p>https://youtu.be/bV1x9KK2aNI</p>


				<p>items and mention their cooking methods.</p> 		
Sept-ember	From Here to There	<p>Observation</p> <p>Identification</p> <p>Discovery of facts</p>	<p>Observes different means of transport.</p> <p>Identifies different vehicles. Knows the uses of vehicles.</p> <p>Knows about the vehicles used during emergency services.</p> <p>Develops reasoning and logical thinking.</p>	<ol style="list-style-type: none"> 1. Observe the vehicles you see on the road. 2. Rhymes and poems on different means of transport. 3. List out the vehicles you have seen. 4. Name the vehicles having 2, 3, 4 or more wheels. 5. Write the uses of vehicles in our day to day life. 6. A PPT can be shown on the vehicles used during emergency services. 7. Quiz and crossword puzzles. 	<ol style="list-style-type: none"> 1. Protect our public properties. 2. Avoid noise pollution and air pollution. <p>English ,Hindi— Rhymes and poems Maths — 1. Number concept AIL: Sharing their experience about the travelling with their family and friends.</p> <p>Reporting- Children will write a note on their experience of journey and different of vehicle used during travelling.</p>	<p>https://www.youtube.com/watch?v=vMamXgVBiIQ</p> <p>http://youtu.be/4S1UY1um59s This video shows the modes of transport in olden days.</p> <p>https://www.youtube.com/watch?v=nEROi7aP9RE</p>

					Models of vehicles.	
September	Work We Do	<p>Observation</p> <p>Identification</p> <p>Discovery of facts</p>	<p>Observes the neighbourhood building and the people who work there.</p> <p>Identifies necessary public facilities and their importance.</p> <p>Knows about the school dropouts. Understands the importance of family members.</p> <p>Develops the ability to arrange things in sequence.</p>	<ol style="list-style-type: none"> 1. A visit to the post office, hospital, market. 2. Observe the people involved in different occupations. 3. A picture of necessary public facilities. 4. List out the work done in these places. 5. Discussion on the school dropouts and their reasons. 6. Make a table and write the name of each family member and work done by them. 7. List out every day activities done every day with time. 	<ol style="list-style-type: none"> 1. Dignity of labour. 2. Emphasis on child education. 1. Discourage child labour. <p>English —</p> <ol style="list-style-type: none"> 2. Developing vocabulary  <p>AIL: Project work Make a dish by cooking without fire.</p>	<p>Link for the Lesson:- Diksha Portal - 'Work we do'</p> <p>PPT:- Our Helpers</p> <p>Lets recite a poem:- People who help us</p> <p>PPT:- Let's meet Our Helpers</p> <p>Video:- Let's Play and Learn</p> <p>Riddles for you :- Who am I?</p>

<p>Octo-ber</p>	<p>Sharing Our Feelings</p>	<p>Observation Identification</p> <p>Discovery of facts</p>	<p>To observe the hobbies of themselves. Recognizes the disabled person. Difference between different disabilities.</p> <p>Knows about the problems of disabled persons. Knows about the Braille script.</p> <p>Develops problem solving abilities.</p>	<ol style="list-style-type: none"> 1. Find and list out the different hobbies. 2. A visit to the blind school. 3. Show movie “Sparsh” and “Black”. 4. Play the role of a blind, deaf and dumb person in the class. 5. Blindfold game to be played. 6. Play dumb charades in the class. 7. Talk about Louis Braille and his script given on computer. 8. Discussion on sign language. 9. Role play (i) A deaf and dumb. (ii) A blind. 	<ol style="list-style-type: none"> 1. Help the disabled people. 2. Love, care, respect and help for the old people. <p>English — Stories English — Developing vocabulary AIL: Collect some pictures of old people with different needs and paste them in your scrapbook.</p> 	<p>https://diksha.gov.in/play/collection/do_3130029327608299521135?contentType=TextBook</p> <p>haring our feeling – part 1 Sharing our feelings- part2</p>
<p>Octo-ber</p>	<p>The Story of Food</p>	<p>Observation Identification</p>	<p>Observes the different food items.</p> <p>Identifies the sources of food.</p>	<ol style="list-style-type: none"> 1. Flash cards of fruits and vegetables. 2. A visit to the school garden. 3. List out the items that we eat during our lunch and classify the same under plant source and animal source. 	<ol style="list-style-type: none"> 1. Appreciate the nature. 2. Prevention is better than cure. English — Developing vocabulary Value of taking the 	<p>https://www.youtube.com/watch?v=U7yXRmwv1zI&list=PL42E70B6AE1D8979C1&index=13</p> <p>https://www.youtube.com/watch?v=g1ZMB5EeNM&list=PLwkByH6ZbLwIDY9H7HNHK3Ny</p>



		Discovery of facts	Understands the medicinal value of plants. Knows about the uses of different parts of plants. Develops reasoning and logical thinking.	4. Show some medicinal plants and ask the value of these plants in our daily life. 5. Show some vegetables, leaves, seeds and fruits. Discuss about their uses. 	right amount of food according to age, gender, health and physical activity. AIL: Make a chart Of pattern by using cereals,pulses	B2XyKY7cr&index=18
Nov-ember	Making Pots	Observation Identification Discovery of facts	Observes the clay pots. Identifies the materials used in making clay pots. Knows the sequence of steps inolved. Develops creativity.	1. Some clay pots can be shown. 2.Make pots using clay and water. 3.Story telling. 4.Through video the sequence of steps involved in making pots can be shown. 5.Use clay to make pots and models.	1. Help each other in times of need. English — Develo-ping voca-bulary Dignity of Labour , Value of appreciation Team spirit Sportsmanship Importance of playing sports /games AIL: Make different pots by using clay	https://www.youtube.com/watch?v=4sZI51arC6E&list=PLt3jBqzh-BOriCt1q4MmH3OZuKogI7ToF&index=10 https://www.youtube.com/watch?v=HVMTJcrN7u0&list=PLTevHQtaC1z1n527oPJaiS7fCPFfDM-pX&index=26

Nov-ember	Games We Play	<p>Observation</p> <p>Identification</p> <p>Discovery of facts</p>	<p>Observes different games.</p> <p>Identifies indoor and outdoor games.</p> <p>Identifies the sports personalities.</p> <p>Knows the rules of games.</p> <p>Knows the importance of games.</p> <p>Correlates with other concepts.</p>	<ol style="list-style-type: none"> 1. Visit to a playground. 2. Watch sports channel on T. V. 3. Classify the games based on the place it is played. 4. Show newspaper clippings of some sports persons. 5. Encourage the children to play indoor and outdoor games with rules. -Discussion about the games and health. 6. Collect pictures of different games. 7. Write five sentences on "My favourite game". 	<ol style="list-style-type: none"> 1. Team spirit is developed. 2. Increase concentration. 3. Appreciation and advantages of the modern means of communication 4. Team spirit Sportsmanship Importance of playing sports /games. AIL: Paste the different pictures of sports persons. Collect pictures of different games 	<p>https://www.youtube.com/watch?v=Z-klfXOhLqQ&list=PL42E70B6AED8979C1&index=14</p> <p>https://www.youtube.com/watch?v=WeKb4KLtpfk&list=PLt3jBqzh-BOriCt1q4MmH3OZuKogI7ToF&index=9</p>
-----------	---------------	--	--	---	---	---

Dec-ember	Here comes a letter	<p>Observation</p> <p>Identification</p> <p>Discovery of facts</p>	<p>Observe the means of communication.</p> <p>Identifies the kind of letters. Identifies the different means of communication and their uses.</p> <p>Knows about the journey of letter. Knows about e-mail.</p> <p>Develops creativity.</p>	<ol style="list-style-type: none"> 1. Visit to the resource room. 2. Visit to a post office. 3. Show different types of letters. 4. List out the means of communication and write their uses. 5. Ask the children to write a letter and proper address on it. Now post this letter into letterbox and dramatize the journey of letter in the class. 6. Take children to the computer tab and ask them to send e-mail to their friends. 7. Make model of telephone with funnel and match box. 8. Collect different types of letters and stamps. 	<p>Don't watch T. V. for long hours. Computer Science—</p> <p>Know-ledge of internet and e-mail.</p> <p>Appreciation and advantages of the modern means of communication</p> <p>AIL: Model of post box Make a model of telephone .</p> 	<p>https://www.youtube.com/watch?v=XtMHAUHcG_c&list=PL42E70B6AED8979C1&index=16</p> <p>https://www.youtube.com/watch?v=C0F7owsoY9Q&list=PLTevHQtaC1z1n527oPJaiS7fCPffDM-pX&index=29</p> <p>https://www.youtube.com/watch?v=pln5lmjYpR0&list=PL9m8xUWwHESBmIKV1M9wxLxYK_Xauk1Ux&index=9</p>
-----------	---------------------	--	---	--	---	--

Dec- ember	A House Like This	Observation Identification Discovery of facts	Observes the different type of houses. Identifies the houses according to climatic conditions. Knows about the materials required to build different types of houses. Develops the imagination.	1. Observe the different kinds of houses in your neighbour- hood. 2. Models of different types of houses. 3. Models of different types of houses with different roofs. 4. A PPT on different types of houses in different climates can be shown. 5..List the raw materials required to build a house. 6.Discussion on under privileged people. 3. 7.Make models of house.	Keep house clean. Appreciation of the importance of keeping the surroundings clean and concern for living things. Mainte- nance and decoration of house. AIL: Draw different types of houses	https://www.youtube.com/watch?v=n2Ur0v8eTtU&list=PLwkByH6ZbLwIDY9H7HNHK3NyB2XyKY7cr&index=15 https://www.youtube.com/watch?v=Fwfzan8C7Xo&list=PLTevHQtaC1z1n527oPJaiS7fCPfIDM-pX&index=29
Dec- ember	Our Friends Animals	Observation Identification Discovery of facts	Observes the pet and domestic animals. Classifies the animals according to their habits. Knows about the uses of animals.	1. Stories based on animals. 2. Pictures cards of animals. 3.Match the animal pictures with their foods. 4.Discussion about the uses of pet and domestic animals.	1. Do not tease animals. Drawing— 2.Animals drawing 3.Care for birds and animals. AIL: Thumb printing of animals by using	https://www.youtube.com/watch?v=roMKGzi9V0s&list=PL42E70B6AED8979C1&index=17 https://www.youtube.com/watch?v=ysgXcjDiU1g&list=PLt3jBqzh-BOriCt1q4MmH3OZuKogI7ToF&index=3

				4. 5. Quiz and crossword puzzles.	vegetables Draw the pictures of animals Clay modeling of animals	
Janu-ary	Drop by Drop	Observation Identification Discovery of facts	Observes the features of a desert. Identifies the different methods to save water. Knows about the rain water harvesting. Knows the way water reaches our home. Understands the importance of water. Develops creativity and imagination.	1. A chart based on desert life. 2. Cactus plant and dates can be shown. 3. Pictures and models of tanks. 4. Visit to a rain harvesting tank in the school or in colony. 5. Visit to the nearby water supply centre. 6. Ask the children to go around the school or house to see how the water is wasted and find the ways in which we can avoid it. 5. 7. Slogan writing on save water.	1. Importance of water. 2. Turn off taps after using. Maths — Measure-ment of water. Making concern for reducing wastage of water. Importance of reusing waste water. AIL: Slogan on water Draw the different storing containers of water	https://www.youtube.com/watch?v=T-QimFDbgi4&list=PLPbVevbMS3MoY0EToRqBBblmqm2BlnPAw&index=32 https://www.youtube.com/watch?v=U0DeuiDv1MM&list=PLPbVevbMS3MoY0EToRqBBblmqm2BlnPAw&index=33 https://www.youtube.com/watch?v=AnDcjSp89GI&list=PLPbVevbMS3MrHnc1-SYffzcO4LZN_qLJI&index=42

<p>Janu-ary</p>	<p>Families can be Different</p>	<p>Observation Identification Discovery of facts</p>	<p>Observes the relationship with family members. Classifies the families. Knows the importance of joint family. Correlates with previous concepts.</p>	<p>1. Draw a family tree and paste the pictures of family members. 2. Dramatization on nuclear family and joint family. 3. Discussion about their families. 4. Write five sentences on “My family”.</p> <p>6.</p> 	<p>1. Respect for elders. 2. Help each other in family. 3. Appreciation of the contributions of family members and relatives, sharing and caring, valuing the benefits of joint and nuclear family AIL: Draw a family tree Make a chart of different types of families</p> 	<p>https://www.youtube.com/watch?v=AnDcjSp89GI&list=PLPbVevbMS3MrHnc1-SYffzcO4LZN_qLJI&index=42 https://www.youtube.com/watch?v=XHXkRWWQQ7o&list=PLTevHQtaC1z1n527oPjaiS7fCPFfDM-pX&index=36</p>
<p>Janu-ary</p>	<p>Left-Right</p>	<p>Observation Identification</p>	<p>Observes the left, right, front and behind. Identifies the things related to their positions. Identifies the signs and</p>	<p>1. Recite poem “Put your right hand in”. 2. Ask the children to observe the things present in the classroom. 3. List out the things present on your left side and on right</p>	<p>1. Awareness to the immediate surroundings. 2. Develop reasoning power. AIL: Prepare a chart of traffic symbol</p>	<p>https://www.youtube.com/watch?v=i0e4wb658pQ&list=PL42E70B6AED8979C1&index=19 https://www.youtube.com/watch?v=AC7sPYKjBqE&list=PLC3F4EDE79AD84E67&index=102</p>

		Discovery of facts	<p>symbols.</p> <p>Reads the route map. Knows about the places in a route map. Correlates with previous concepts.</p>	<p>side.</p> <p>4 .Picture reading to identify the position of things.</p> <p>5. Display sign and symbol chart in the class.</p> <p>6. Make a route map from school to the house showing the land marks on the way with symbols.</p> <p>7. Through video route map can be shown.</p> <p>7. 8. Play outdoor games on “Left and Right”.</p>	Model of traffic signal	
Janu-ary	A Beautiful Cloth	<p>Observation</p> <p>Identificatio</p> <p>Discovery of facts</p>	<p>Observes the different types of clothes.</p> <p>Identifies different dresses. Identifies the pattern.</p> <p>Knows about the dresses worn according to seasons.</p>	<p>1. Observe the clothes worn by your friends</p> <p>2.Picture chart of different dresses worn by people in different parts.</p> <p>3.Make patterns using vegetables.</p> <p>4.Remove the thread from gunny bags to know the pattern.</p> <p>5.Discussion on seasons and the clothes worn by the people.</p>	<p>1.Develop aesthetic sense.</p> <p>2.Be eco friendly.</p> <p>1. Appreciation of Dignity of labour</p> <p>AIL: Preparation of paper mat and compare with woven cloth. Collect different types of cloth and paste it in scrap book</p>	<p>https://www.youtube.com/watch?v=mrz3tSc-I08&list=PLTevHQtaC1z1n527oPJaiS7fCPFfDM-pX&index=40</p> <p>https://www.youtube.com/watch?v=2OM9GdUb6zE&list=PLTevHQtaC1z1n527oPJaiS7fCPFfDM-pX&index=41</p> <p>https://www.youtube.com/watch?v=EU2EOfyvr7Q&list=PLSV8k5JqVOYeDaWWmPuxQPVCr7O9gnjf8&index=23</p>

			Develops creativity and imagination.	6.Weaving with paper or coconut leaves.		
Febr-uary	Web of Life	Observation Identification Discovery of facts	Observes the food chain. Identifies the interdependence in nature. Knows about the web of life. Correlates with other concepts.	1. Make a food chain. 2.In an incomplete food chain, ask the children to draw missing animals. 3.Forming a web with wool and relating each child forming the web with one representing a thing necessary for life on earth. 4.A discussion to relate “website” with word “web”.	1. Relation-ship with surroun-dings. 1. Interde-pendence in nature. 2. Care and concern for birds and animals AIL: Collect pictures of plant eating and flesh eating animals and paste them in the scrapbook..	https://www.youtube.com/watch?v=harlt3pOhlA&list=PL42E70B6AED8979C1&index=19 https://www.youtube.com/watch?v=NxNn6Gln8T4&list=PLSV8k5JqVOYeDaWWmPuxQPVCr7O9gnjf8&index=24 https://www.youtube.com/watch?v=4k8h0ppx-K4

